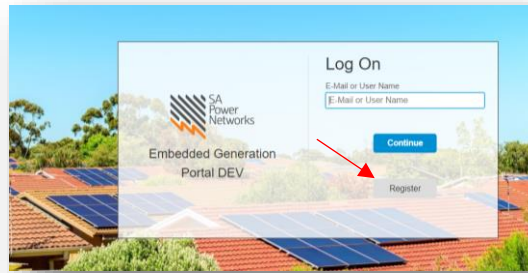
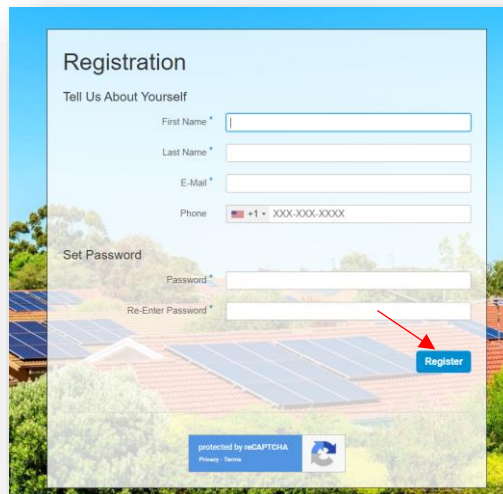


## Register for SmartApply or SmartInstall

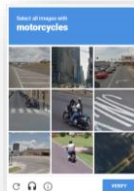
1. Use the “register” option on the login screen to create a SmartApply / SmartInstall account



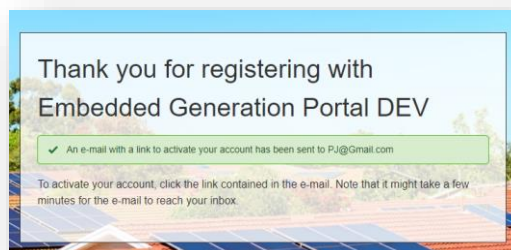
2. Enter your details. Notice that it is important to make sure the correct country code is selected
3. Set a password, then click “Register”



4. Verify that you are not a robot



5. You will receive an email, with a link to verify your account



6. If you are an installer and require access to SmartInstall, please also send an email to [newenergyservices@sapowernetworks.com.au](mailto:newenergyservices@sapowernetworks.com.au) and provide your full name, preferred email address and your PGE number or CEC accreditation number.