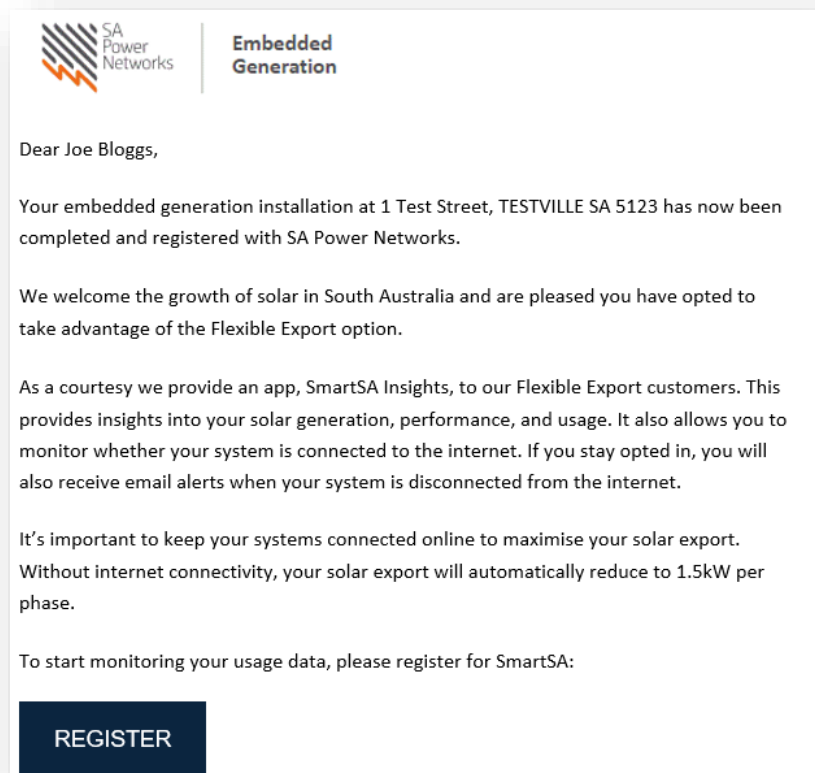


Register for SmartSA Insights

SmartSA Insights is an app that allows you to monitor your solar export and consumption as well as the energy you consume from the grid.

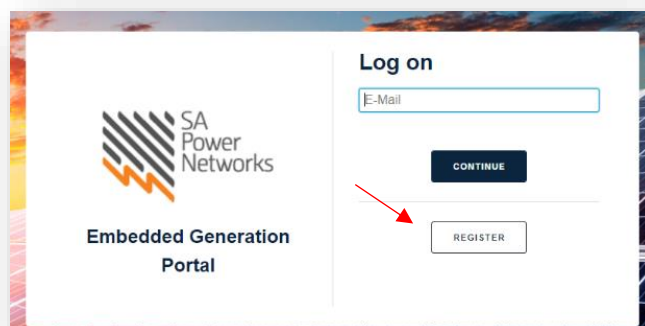
When your solar installation was completed and closed out you would have received an email inviting you to register for SmartSA Insights.

1. If you have received an invitation to register, click the "Register" button in the email and skip to step 3

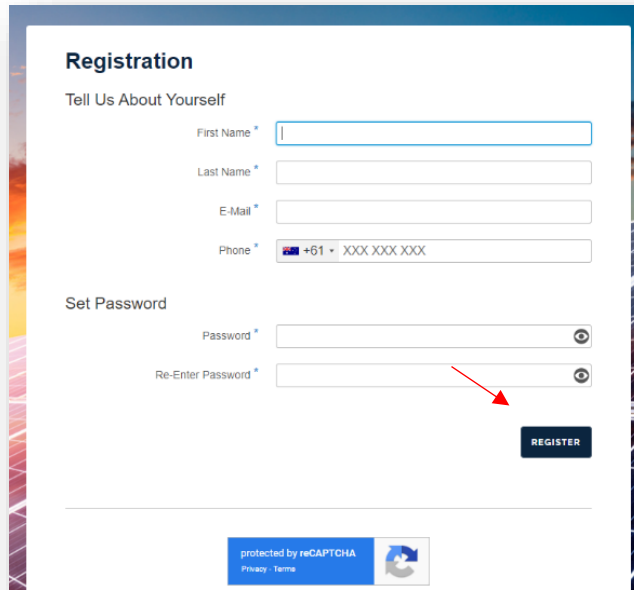


2. If you have not received an invitation to register, use the "register" option on the login screen to create an account.

Use this URL [SmartSA Insights](#)



- 3. Enter your details. All fields are mandatory
- 4. Set a password
- 5. Click "Register"



The screenshot shows a registration form titled "Registration". It is divided into two main sections: "Tell Us About Yourself" and "Set Password".

Tell Us About Yourself

- First Name * (text input)
- Last Name * (text input)
- E-Mail * (text input)
- Phone * (text input with a dropdown menu showing "+61" and a placeholder "XXX XXX XXX")

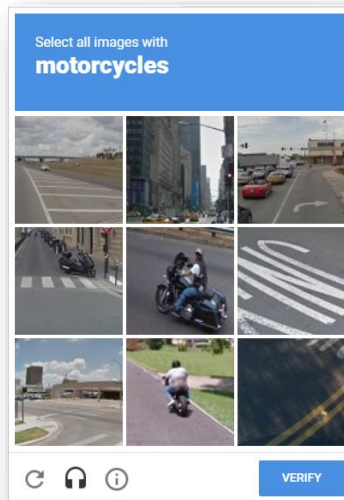
Set Password

- Password * (password input with an eye icon)
- Re-Enter Password * (password input with an eye icon)

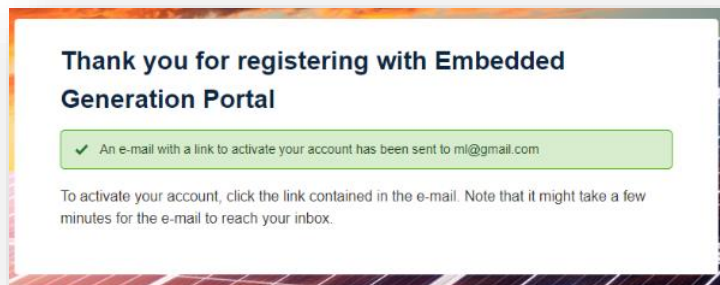
A red arrow points to the "REGISTER" button at the bottom right of the form.

At the bottom of the form, there is a "protected by reCAPTCHA" logo and a "Privacy Terms" link.

- 6. Verify that you are not a robot



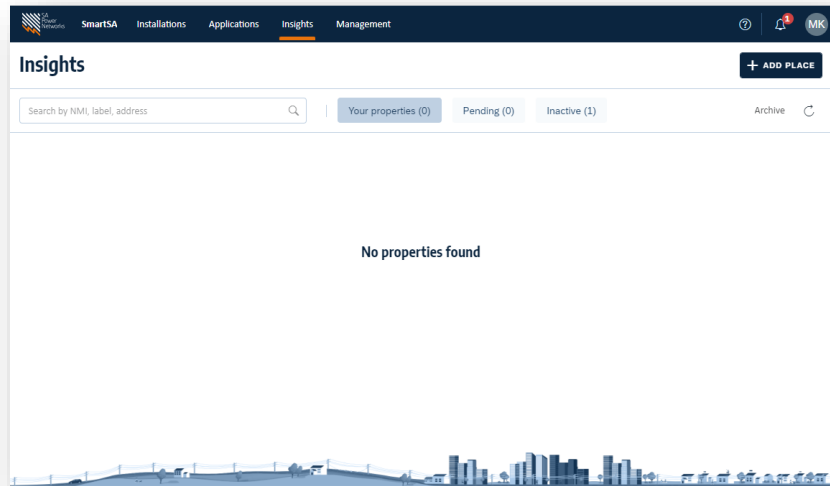
- 7. You will receive an email, with a link to verify your account



8. The home page is displayed.

Refer to other guides [here](#) to find out how to add your property so you can monitor it.

You can also monitor a property on behalf of someone else by requesting access through the system



9. If you need any assistance, please contact newenergyservices@sapowernetworks.com.au