



Initial Pricing Proposal Overview 2025-26

May 2025

Contents

1. Background	3
1.1 Our business	3
1.2 Network charges	3
1.3 Summary of key changes in our Initial Pricing Proposal	3
2. Network tariffs	6
2.1 Tariff classes	6
2.2 Tariff assignment	7
2.3 Tariff structures and charging parameters	10
2.4 Sub threshold tariffs	33
3. Network bill impacts	33
3.1 Typical customer usage profiles	33
3.2 Typical solar and non solar customers	34
Appendix A: SCS Tariff schedules	36
Appendix B: Pricing schedules – Alternative Control Services (ACS)	47

Due to rounding, the numbers presented in this overview document may not add up precisely to totals listed, and percentages may not exactly reflect the absolute figures.

1. Background

1.1 Our business

SA Power Networks is a distribution network service provider that operates within the National Electricity Market (NEM). We are South Australia's primary electricity distributor, and we are responsible for building, maintaining, and upgrading the poles, wires and substations that deliver power to around 930,000 homes and businesses.

1.2 Network charges

Our network tariffs have been developed in accordance with the National Electricity Rules. The methodologies described in our AER approved 2025-30 Tariff Structure Statement (TSS)¹ are designed to allow for the recovery of efficient regulated costs of providing distribution services to our customers.

SA Power Networks' charges, known as Network Use of System (NUoS), comprise of four parts:

1. Distribution Use of System (DUoS) charges: These are the costs associated with the distribution of electricity from the transmission network to your home or business. This includes the maintenance and operation of power lines, poles, and substations.
2. Transmission Use of System (TUoS) charges: These are the costs for transporting electricity from ElectraNet's transmission lines to the distribution network.
3. Jurisdiction Scheme Obligation (JSO) charges: These are the costs of two SA Government initiatives: the PV feed-in tariff scheme and the Small Claim Compensation scheme.
4. Metering service: These are the costs related to the legacy manually read accumulation meters, including operation, reading, and maintenance, until they are replaced with an interval meter. In 2025-30 these charges are classified as a Standard Control Service (SCS) and will be applied to the Residential and Small Business tariff class only.

Retailers may pass through the components of SA Power Networks' network tariffs to customers directly or modify their structure by bundling with the retail component. Bundling includes purchasing wholesale energy from the NEM and retail costs. This is at the discretion of retailers.

1.3 Summary of key changes in our Initial Pricing Proposal

The 2025-26 regulatory year is the start of the new Regulatory Control Period (RCP), extending from 1 July 2025 through to 30 June 2030. Several new tariff structure changes and assignment policies will be reflected in the 2025-26 tariffs for the first time, as detailed in our TSS Part A. These changes are outlined below.

1.3.1 Residential

- Residential Time of Use: The Solar Sponge and Off Peak time windows will each be extended by one hour, reducing the Peak window by two hours. Pricing relativities are changing to reflect the change in time windows. Customers are incentivised to shift their energy use to times when the network

¹ The TSS is divided into two parts: [Part A](#) outlines tariff classes, structures, charging parameters, and tariff assignment policies, and [Part B](#) provides a more in-depth explanation and analysis of our tariff structures and customer impacts.

has greater capacity, such as using more energy during the middle of the day when solar energy is abundant.

- **Residential Electrify:** This was a trial tariff in the 2024-25 period that will be implemented as a customer choice tariff designed for customers who can shift their energy use to off-peak times. It has stronger pricing signals than the default Residential Time of Use tariff and replaces the Residential Prosumer tariff. It's structured to benefit those with high electricity usage who can exercise a degree of flexibility in their consumption, such as electric vehicle owners and those with energy storage systems.
- **Residential Single Rate:** This tariff will continue with the same structure however, it's expected that the number of customers on this tariff will decrease due to the accelerated deployment of interval meters.
- **Time of Use Controlled Load:** The Solar Sponge time window has been extended by one hour. The tariff will continue to require the diversification of load by randomising the start time of controlled loads by one hour. This tariff must be paired with either the Residential Time of Use or Residential Electrify tariffs.
- **Off Peak Controlled Load:** This tariff will continue with the same structure. The existing manual time clocks will remain unchanged, but the move towards interval meter deployment will see a transition to the Time of Use Controlled Load tariff, allowing for more dynamic management of controlled loads.
- **Export tariffs:** All residential customers with the ability to export up to 30kW will be assigned an export tariff in accordance with tariff structure applicable to the customer based on their meter type: accumulation or interval. All exporting customers will receive a free threshold of export with the charge only applying above the threshold.

1.3.2 Small Business

- **Sub tariff classes:** The Small Business tariff class which classifies business customers with usage up to 160MWh per annum has been disaggregated into small 0-40MWh per annum and medium 40-160MWh per annum. The Small Business default tariff is Small Business Time of Use and the Medium Business default tariff is Medium Business Time of Use Demand.
- **Small Business Time of Use:** There are no changes to the time windows from the previous RCP. Small businesses with usage between 0-40MWh per annum and demand less than 120kVA will now have the same daily supply charge as residential customers. Those with demand greater than 120kVA will be assigned to the Medium Business Time of Use Demand tariff but have the ability to opt-in to Small Business Time of Use.
- **Medium Business Time of Use Demand:** This tariff is for customers with usage between 40-160MWh per annum. It features a higher daily supply charge but a lower-priced usage charge to reflect higher consumption volumes. Customers can choose to opt-in to Small Business Time of Use tariff. The pricing relativities have been amended to differentiate between Small and Medium Business tariffs.
- **Small Business Electrify:** This was a trial tariff during the 2024-25 period and will be implemented as a customer choice tariff, designed to encourage energy use during the day when solar generation is high. It includes strong pricing signals during peak periods to shift consumption to other times. The tariff is available to customers with demand less than 120kVA.

- Business Single Rate | Business Two Rate: These tariffs will continue with the same structures however, a decline in customer numbers is expected due to the accelerated deployment of interval meters.
- 24 Hour Unmetered: Unmetered tariffs have been streamlined to have only one tariff in 2025-30 RCP.
- Export tariffs: All Small and Medium Business customers with the ability to export up to 30kW will be assigned an export tariff in accordance with tariff structure applicable to the customer based on their meter type: accumulation or interval. All exporting customers will receive a free threshold of export with the export charge only applying above the threshold.

1.3.3 Large and Major Business

- SA Power Networks is maintaining the existing tariff structures for Large and Major Business customers as established in the 2020-25 RCP, with no changes to the time windows or pricing relativities.
- SA Power Networks is implementing customer choice flexible tariff structures to encourage efficient use of the distribution network and potentially defer the need for network upgrades. Customers who can be flexible with their demand are rewarded with a discounted Anytime Demand tariff for the flexible component of their usage and a shorter Peak Demand window. This initiative began as a trial in 2022-23.

1.3.4 Generation

- SA Power Networks plans to continue the existing tariff structures from the 2020-25 RCP for energy-generating customers, such as solar farms or battery energy storage systems.
- New generation tariffs are being implemented for customers connecting at the higher voltage levels: Zone Substation and Sub Transmission, to better meet the needs of these large customers.
- Flexible tariff structures are also available for Large Business customers who generate energy at the LV, HV, Zone Substation, and Sub Transmission voltage steps. This initiative began as a trial in 2022-23.

2. Network tariffs

2.1 Tariff classes

SA Power Networks has developed SCS tariff classes which group together customers based on attributes such as supply voltage, annual consumption and customer type. There are five tariff classes detailed in Table 1.

Table 1: Tariff class network connection descriptions

Tariff Class	Distribution Network Connection
Residential	<ul style="list-style-type: none">• Connected to LV distribution network
Small Business <ul style="list-style-type: none">• Small 0-40MWh p.a.• Medium 40-160MWh p.a.	<ul style="list-style-type: none">• Connected to LV distribution network• Business customers using <160MWh p.a.
Large Business Low Voltage (LV)	<ul style="list-style-type: none">• Connected to LV distribution network• Business customers using >160MWh p.a.
Large Business High Voltage (HV)	<ul style="list-style-type: none">• Connected to 11kV HV distribution network
Major Business	<ul style="list-style-type: none">• Business customers requiring a minimum of 5,000 kVA capacity• Connected to 11kV bus at Zone Substation or Sub Transmission system (33/66 kV)

2.2 Tariff assignment

Tariffs are assigned to customers within a tariff class based on their meter type: accumulation or interval. For interval metered customers they also have a choice of being assigned to the default tariff or opting in to a customer choice tariff. Figure 1 to Figure 7 outlines SA Power Networks' tariff assignment policies.

Figure 1: Residential tariffs and assignment criteria

Residential 0-30kW Export Capacity		
	ACCUMULATION METER	INTERVAL METER
Default	Single Rate RSR	Time of Use RTOU
Customer Choice		Time of Use Electrify RESELE
	Off Peak Controlled Load OPCL	Time of Use Controlled Load CL

Residential >30kW Export Capacity		
	ACCUMULATION METER	INTERVAL METER
Default	Single Rate RSRNE	Time of Use RTOUNE
Customer Choice		Time of Use Electrify RESELENE
	Off Peak Controlled Load OPCL	Time of Use Controlled Load CL

Figure 2: Small Business tariffs and assignment criteria

Small Business 0-40MWh p.a. 0-30kW Export Capacity		
	ACCUMULATION	INTERVAL
Default	Single Rate BSR	Time of Use <120kVA SBTOU
	Two Rate B2R	Time of Use Demand if >120kVA MBTOUD
Customer Choice		Time of Use if >120kVA SBTOU
		Time of Use Demand if <120kVA MBTOUD
		Time of Use Electrify if <120kVA SBELE

Small Business 0-40MWh p.a. | >30kW Export Capacity

	ACCUMULATION	INTERVAL
Default	Single Rate Non Export BSRNE	Time of Use <120kVA SBTOUNE
	Two Rate Non Export B2RNE	Time of Use Demand if >120kVA MBTOUDNE
Customer Choice		Time of Use if >120kVA SBTOUNE
		Time of Use Demand if <120kVA MBTOUDNE
		Time of Use Electrify if <120kVA SBELENE

Figure 3: Medium Business tariffs and assignment criteria

Medium Business 40-160MWh p.a. | 0-30kW Export Capacity

	ACCUMULATION	INTERVAL
Default	Single Rate BSR	Time of Use Demand MBTOUD
	Two Rate B2R	
Customer Choice		Time of Use if >120kVA SBTOU
		Time of Use if <120kVA SBTOU
		Time of Use Electrify if <120kVA SBELE

Medium Business 40-160MWh p.a. | >30kW Export Capacity

	ACCUMULATION	INTERVAL
Default	Single Rate BSRNE	Time of Use Demand MBTOUDNE
	Two Rate B2RNE	
Customer Choice		Time of Use if >120kVA SBTOUNE
		Time of Use if <120kVA SBTOUNE
		Time of Use Electrify if <120kVA SBELENE

Figure 4: Large Low Voltage Business tariffs and assignment criteria

Large Low Voltage Business > 160 MWh p.a.

INTERVAL METER	
Default	Time of Use Annual Demand LBAD
Customer Choice	Time of Use Monthly Demand LBMD
	Time of Use Agreed Demand Flexible LBADF

Figure 5: High Voltage Business tariffs and assignment criteria

High Voltage Business > 160 MWh p.a.

INTERVAL METER	
Default	Time of Use Annual Demand HVAD
Customer Choice	Time of Use Monthly Demand HVMD
	Time of Use Annual Demand <500KVA HVAD500
	Time of Use Agreed Demand Flexible HVADF

Figure 6: Major Business tariffs and assignment criteria

Major Business Zone Substation + Sub Transmission

INTERVAL METER	
Default	Single Rate Agreed Demand ZSS STR
Customer Choice	Single Rate Agreed Demand Flexible ZSSF STRF

Figure 7: Large Business Generation tariffs and assignment criteria

Generation

INTERVAL METER	
Default	Single Rate Agreed Demand LBG HVBG ZSSG STRG
Customer Choice	Single Rate Agreed Demand Flexible LBGF HVBGF ZSSGF STRGF

2.3 Tariff structures and charging parameters

SA Power Networks tariff structures remain largely consistent with those in place in 2024-25, however with a new RCP there was an opportunity to adapt existing tariff structures to address the key challenges identified for the 2025-30 RCP. Figure 8 to Figure 15 outlines SA Power Networks' tariff structures and charging parameters.

Residential

SA Power Networks has six tariffs in the Residential tariff class:

Accumulation metered customers

- Residential Single Rate (**RSR**) for customers with 0-30kW export capacity
- Residential Single Rate (**RSRNE**) for customers with >30kW export capacity

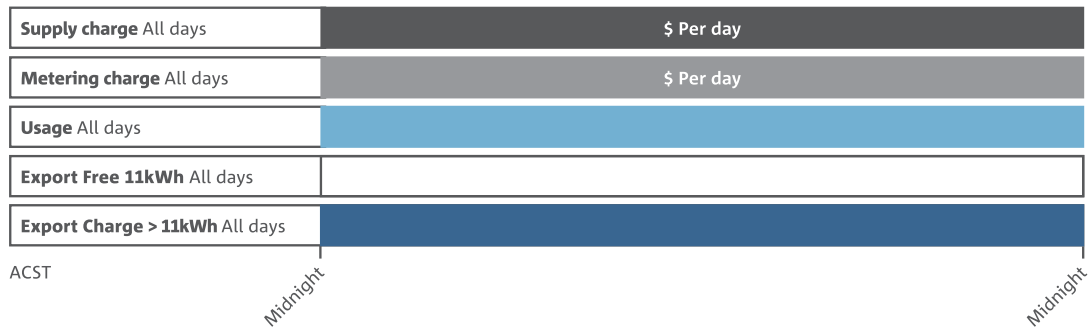
Interval metered customers

- Residential Time of Use (**RTOU**) for customers with 0-30kW export capacity
- Residential Time of Use (**RTOUNE**) for customers with >30kW export capacity
- Residential Electrify (**RESELE**) for customers with 0-30kW export capacity
- Residential Electrify (**RESELENE**) for customers with >30kW export capacity

Export tariffs will apply to all Residential customers with solar and/or battery systems with 0-30kW export capacity from 1 July 2025. Residential customers with solar and/or battery systems with >30kW export capacity will not be subject to an export tariff.

Figure 8: Residential tariff charging windows

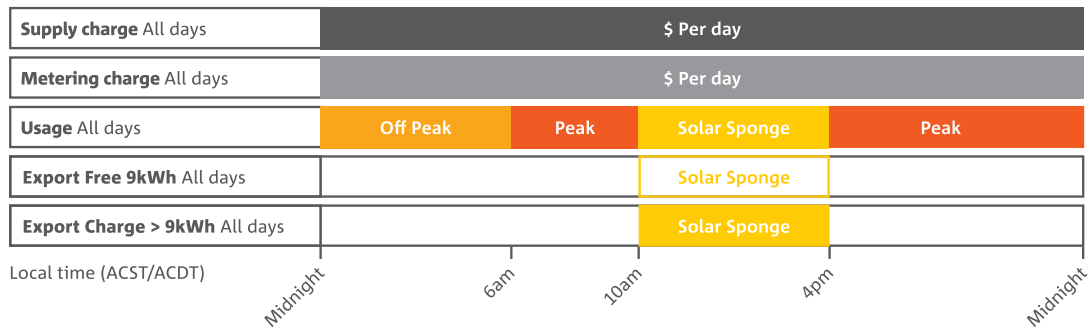
RSR | Residential Single Rate | 0-30kW Export Capacity



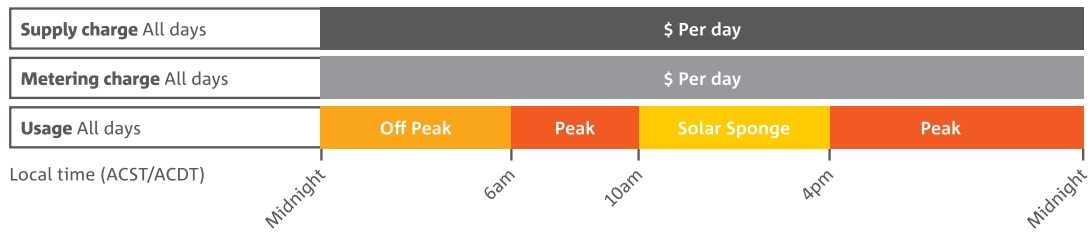
RSRNE | Residential Single Rate | >30kW Export Capacity



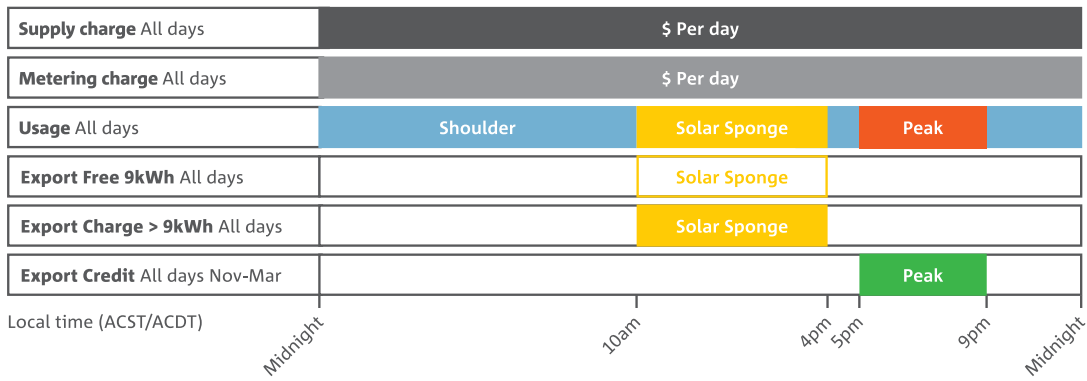
RTOU | Residential Time of Use | 0-30kW Export Capacity



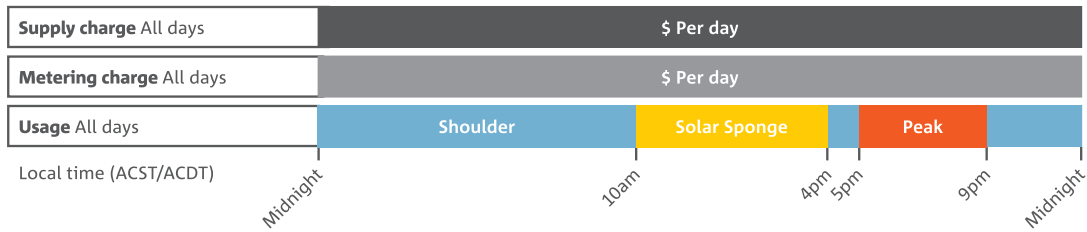
RTOUNE | Residential Time of Use | >30kW Export Capacity



RESELE | Residential Electrify | 0-30kW Export Capacity



RESELENE | Residential Electrify | >30kW Export Capacity



There are also two customer choice partner tariffs for Residential customers:

- Off Peak Controlled Load (**OPCL**) for accumulation metered customers
- Time of Use Controlled Load (**CL**) for interval metered customers

Figure 9: Controlled Load partner tariff charging windows

OPCL | Off Peak Controlled Load



*Time clock is managed by SA Power Networks and typically involves supply usage between 11pm-7am and from 10am-3pm.

CL | Time of Use Controlled Load

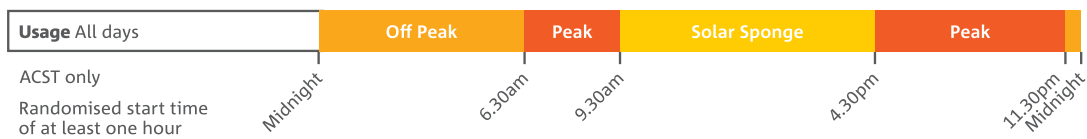


Table 2: Residential tariff structures and charging parameters

Network Tariff	Status/ Metering	Components	Measurement	Charging Parameter
Residential Single Rate RSR	Closed Accumulation meter	Fixed	\$/day	Fixed supply charge per annum.
		Fixed	\$/day	Fixed metering charge per annum.
	0-30kW export capacity	Usage	\$/kWh	Anytime usage charge.
		Export Free	\$/kWh	11kWh per day free of charge. If export is less than 11kWh, the remainder of the free allowance rolls over to the next day, within a single billing period.
		Export Charge	\$/kWh	All export above 11kWh free allowance.
Residential Single Rate RSRNE	Closed Accumulation meter	Fixed	\$/day	Fixed supply charge per annum.
		Fixed	\$/day	Fixed metering charge per annum.
		Usage	\$/kWh	Anytime usage charge.
	>30kW export capacity			
Residential Time of Use RTOU	Default, Opt-out Interval meter	Fixed	\$/day	Fixed supply charge per annum.
		Fixed	\$/day	Fixed metering charge per annum.
	0-30kW export capacity	Usage – Peak	\$/kWh	12 hours per day not captured in the Off Peak or Solar Sponge windows.
		Usage – Off Peak	\$/kWh	Six hour window of 12:00am – 6:00am.
		Usage – Solar Sponge	\$/kWh	Six hour window of 10:00am – 4:00pm.
		Export Free – Solar Sponge Allowance	\$/kWh	9kWh per day free of charge in six hour window of 10:00am – 4:00pm. If export between 10:00am – 4:00pm is less than 9kWh, the remainder of the free allowance rolls over to the next day, within a single billing period.
		Export Charge – Solar Sponge	\$/kWh	Six hour window of 10:00am – 4:00pm. All export above 9kWh free allowance that occurs in the Solar Sponge window.
		Export Free – All other times	\$/kWh	18 hours per day not captured in the Solar Sponge window.
Residential Time of Use RTOUNE	Default, Opt-out Interval meter	Fixed	\$/day	Fixed supply charge per annum.
		Fixed	\$/day	Fixed metering charge per annum.
	>30kW export capacity	Usage – Peak	\$/kWh	12 hours per day not captured in the Off Peak or Solar Sponge windows.
		Usage – Off Peak	\$/kWh	Six hour window of 12:00am – 6:00am.
		Usage – Solar Sponge	\$/kWh	Six hour window of 10:00am – 4:00pm.

Network Tariff	Status/ Metering	Components	Measurement	Charging Parameter
Residential Electrify RESELE	Customer Choice Interval meter	Fixed	\$/day	Fixed supply charge per annum.
		Fixed	\$/day	Fixed metering charge per annum.
		Usage – Peak	\$/kWh	Four hour window of 5:00pm – 9:00pm.
	0-30kW export capacity	Usage – Shoulder	\$/kWh	14 hours per day not captured in the Peak or Solar Sponge windows.
		Usage – Solar Sponge	\$/kWh	Six hour window of 10:00am – 4:00pm.
		Export Free – Solar Sponge Allowance	\$/kWh	9kWh per day free of charge in six hour window of 10:00am – 4:00pm. If export between 10:00am – 4:00pm is less than 9kWh, the remainder of the free allowance rolls over to the next day, within a single billing period.
		Export Charge – Solar Sponge	\$/kWh	Six hour window of 10:00am – 4:00pm. All export above 9kWh free allowance that occurs in the Solar Sponge window.
		Export Credit – Peak	\$/kWh	Four hour window of 5:00pm – 9:00pm November – March.
		Export Free – All other times	\$/kWh	14 hours per day November – March. 18 hours per day April – October.
Residential Electrify RESELENE	Customer Choice Interval meter	Fixed	\$/day	Fixed supply charge per annum.
		Fixed	\$/day	Fixed metering charge per annum.
		Usage – Peak	\$/kWh	Four hour window of 5:00pm – 9:00pm.
	>30kW export capacity	Usage – Shoulder	\$/kWh	14 hours per day not captured in the Peak or Solar Sponge windows.
		Usage – Solar Sponge	\$/kWh	Six hour window of 10:00am – 4:00pm.

Interval meter tariff structures are based on local time: ACST/ ACDT.

Export tariffs will apply to all Residential tariff class customers with solar and/or battery systems with 0-30kW export capacity from 1 July 2025. Residential customers with solar and/or battery systems with >30kW export capacity will not be subject to an export tariff.

Table 3: Controlled Load tariff structures and charging parameters

Network Tariff	Status/ Metering	Components	Measurement	Charging Parameter
Off Peak Controlled Load OPCL	Closed Accumulation meter	Flat rate Time clock management	\$/kWh	Based on usage. Time clock is managed by SA Power Networks, and typically involves usage between 11:00pm – 7:00am and 10:00am – 3:00pm.
Residential and Small Business	Type 5 Interval meter			
Time of Use Controlled Load CL	Default Interval meter	Usage – Peak	\$/kWh	10 hours per day not captured in the Off Peak and Solar Sponge windows.
		Usage – Off Peak	\$/kWh	Seven hour window of 11:30pm – 6:30am.
Residential only		Usage – Solar Sponge	\$/kWh	Seven hour window of 9:30am – 4:30pm.
		Time clock management		Time clock is managed via the meter by the Retailer and the Metering Coordinator. All start times must be randomised by at least one hour.

Tariff structures are based on ACST.

Controlled load is a term used to describe any appliance load which is connected to the Controlled Load circuit. This load can operate at anytime within the Controlled Load tariff windows. Examples of controlled load include hot water and underfloor heating.

The Controlled Load tariff is an optional tariff which can be partnered with any Residential tariff or Small Business accumulation meter tariff. The applicable Controlled Load tariff is dependent on the customer's meter type: accumulation or interval.

Small Business

SA Power Networks has ten tariffs in the Small Business tariff class:

Accumulation metered customers

- Business Single Rate (**BSR**) for customers with 0-30kW export capacity
- Business Single Rate (**BSRNE**) for customers with >30kW export capacity
- Business Two Rate (**B2R**) for customers with 0-30kW export capacity
- Business Two Rate (**B2RNE**) for customers with >30kW export capacity

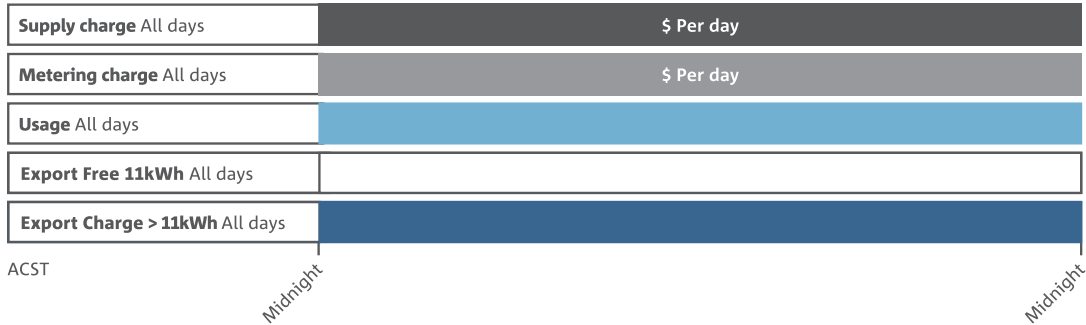
Interval metered customers

- Small Business Time of Use (**SBTOU**) for customers with 0-30kW export capacity
- Small Business Time of Use (**SBTOUNE**) for customers with >30kW export capacity
- Medium Business Time of Use Demand (**MBTOUD**) for customers with 0-30kW export capacity
- Medium Business Time of Use Demand (**MBTOUDNE**) for customers with >30kW export capacity
- Small Business Electrify (**SBELE**) for customers with 0-30kW export capacity
- Small Business Electrify (**SBELENE**) for customers with >30kW export capacity

Export tariffs will apply to all Small Business customers with solar and/or battery systems with 0-30kW export capacity from 1 July 2025. Small Business customers with solar and/or battery systems with >30kW export capacity will not be subject to an export tariff.

Figure 10: Small Business tariff charging windows

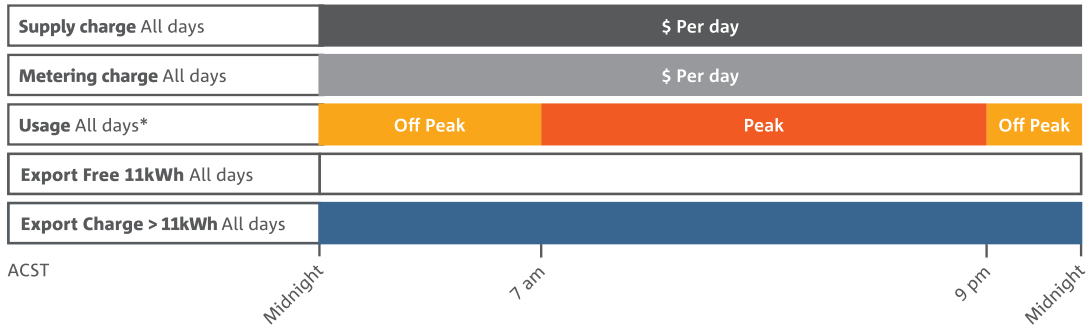
BSR | Business Single Rate | 0-30kW Export Capacity



BSRNE | Business Single Rate | >30kW Export Capacity

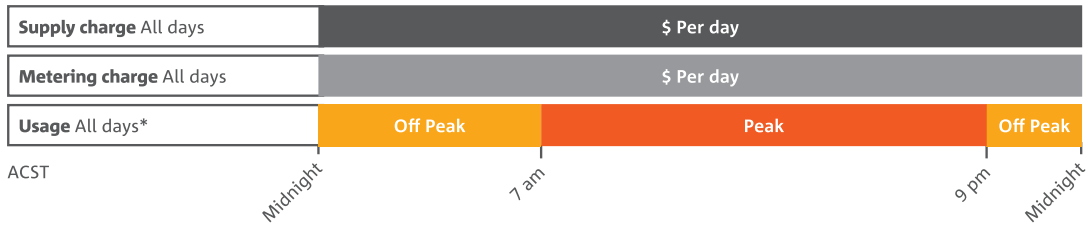


B2R | Business Two Rate | 0-30kW Export Capacity



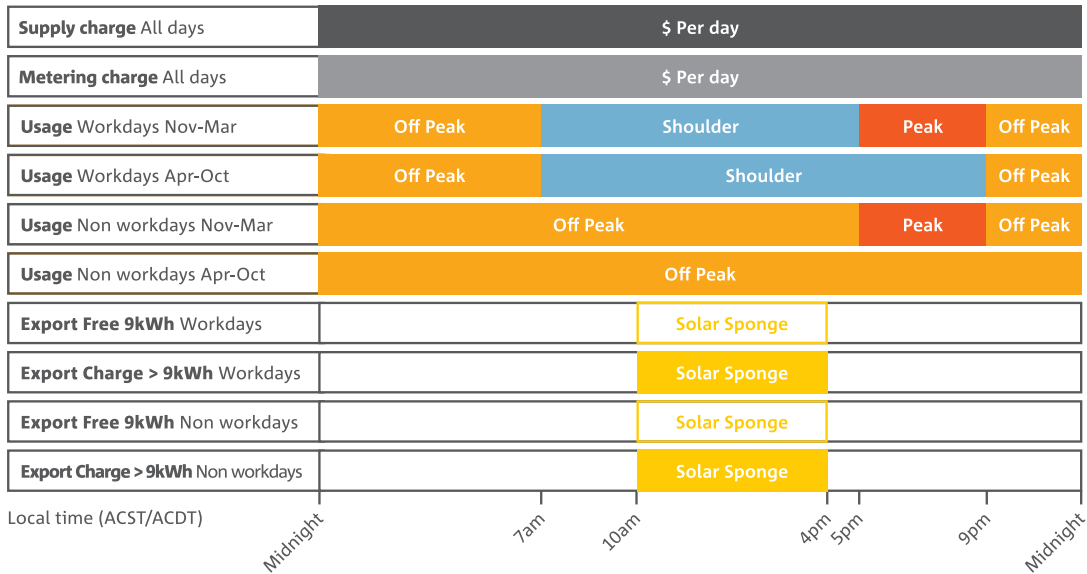
*Time clock is managed by SA Power Networks. Peak supply usage is typically Monday to Friday but can be all days between 7am and 9pm

B2RNE | Business Two Rate | >30kW Export Capacity

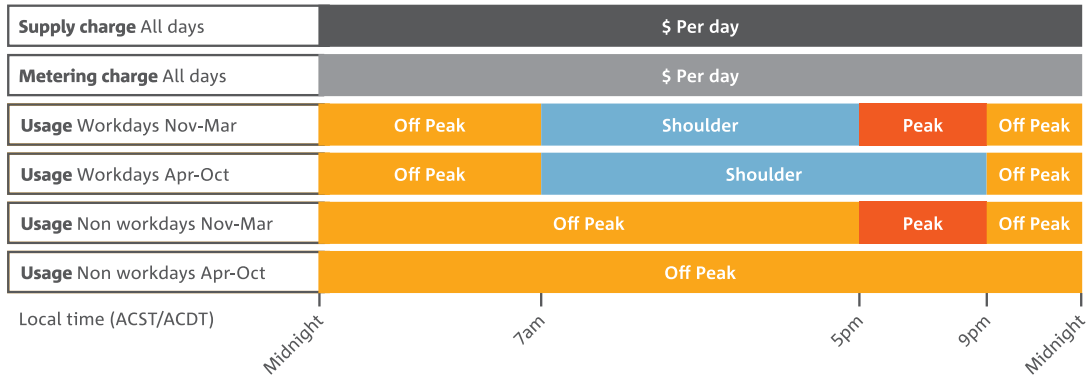


*Time clock is managed by SA Power Networks. Peak supply usage is typically Monday to Friday but can be all days between 7am and 9pm

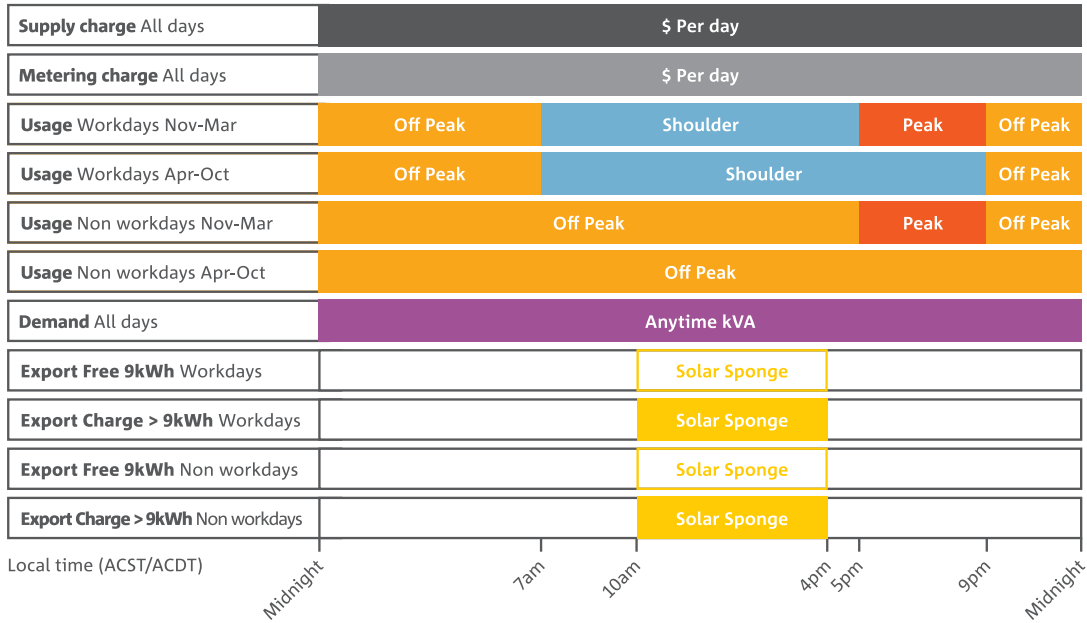
SBTOU | Small Business Time of Use | 0-30kW Export Capacity



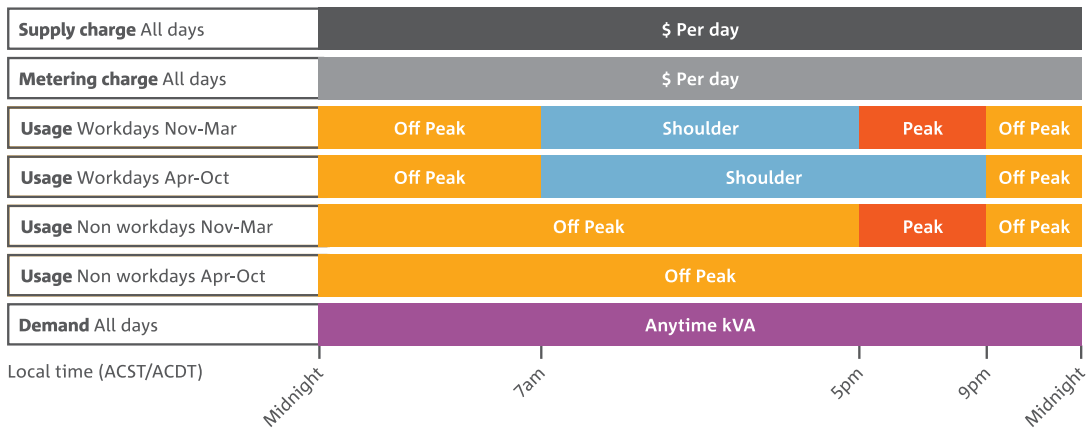
SBTOUNE | Small Business Time of Use | >30kW Export Capacity



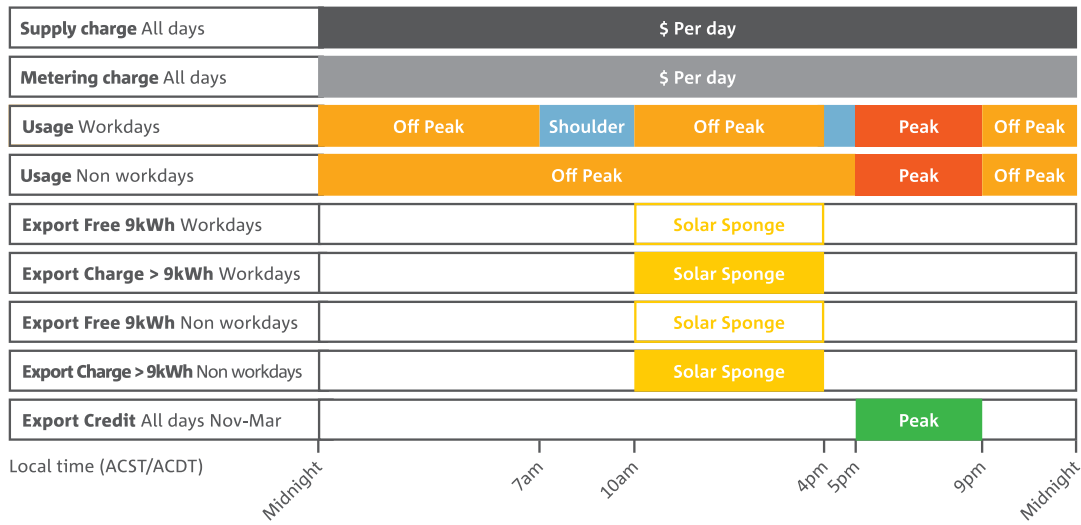
MBTOUD | Medium Business Time of Use Demand | 0-30kW Export Capacity



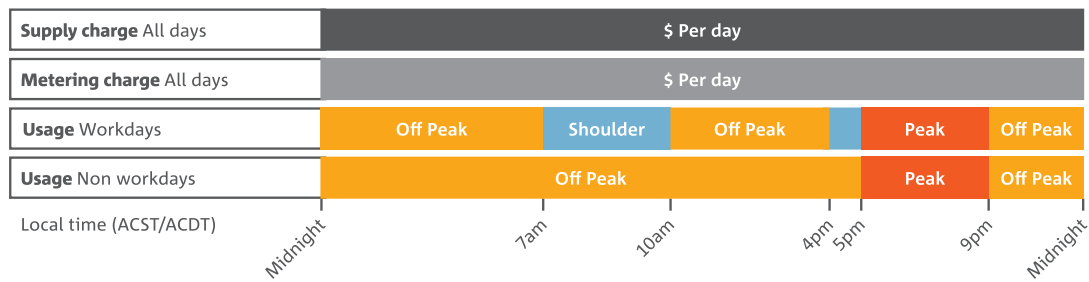
MBTOUDNE | Medium Business Time of Use Demand | >30kW Export Capacity



SBELE | Small Business Electrify | 0-30kW Export Capacity



SBELENE | Small Business Electrify | >30kW Export Capacity



SA Power Networks will retain the customer choice partner tariff Off Peak Controlled Load (**OPCL**) for existing accumulation metered customers.

Figure 11: Controlled Load partner tariff charging window

OPCL | Off Peak Controlled Load



*Time clock is managed by SA Power Networks and typically involves supply usage between 11pm-7am and from 10am-3pm.

Table 4: Small Business tariff structures and charging parameters

Network Tariff	Status/ Metering	Components	Measurement	Charging Parameter
Business Single Rate BSR	Closed Accumulation meter	Fixed	\$/day	Fixed supply charge per annum.
		Fixed	\$/day	Fixed metering charge per annum.
	Usage	\$/kWh	Anytime usage charge.	
	0-30kW export capacity	Export Free	\$/kWh	11kWh per day free of charge. If export is less than 11kWh, the remainder of the free allowance rolls over to the next day, within a single billing period.
		Export charge	\$/kWh	All export above 11kWh free allowance.
Business Single Rate BSRNE	Closed Accumulation meter	Fixed	\$/day	Fixed supply charge per annum.
		Fixed	\$/day	Fixed metering charge per annum.
		Usage	\$/kWh	Anytime usage charge.
	>30kW export capacity			
Business Two-Rate B2R	Closed Accumulation meter	Fixed	\$/day	Fixed supply charge per annum.
		Fixed	\$/day	Fixed metering charge per annum.
		Usage – Peak	\$/kWh	Five days a week (Monday – Friday) or possibly all days of the week, as recorded by the meter. Typically 7:00am – 9:00pm.
	0-30kW export capacity	Usage – Off Peak	\$/kWh	Off Peak pricing for all other times not captured in the Peak window.
		Export Free	\$/kWh	11kWh per day free of charge. If export is less than 11kWh, the remainder of the free allowance rolls over to the next day, within a single billing period.
		Export charge	\$/kWh	All export above 11kWh free allowance.
Business Two-Rate B2RNE	Closed Accumulation meter	Fixed	\$/day	Fixed supply charge per annum.
		Fixed	\$/day	Fixed metering charge per annum.
		Usage – Peak	\$/kWh	Five days a week (Monday – Friday) or possibly all days of the week, as recorded by the meter. Typically 7:00am – 9:00pm.
	>30kW export capacity	Usage – Off Peak	\$/kWh	Off Peak pricing for all other times not captured in the Peak window.

Network Tariff	Status/ Metering	Components	Measurement	Charging Parameter
Small Business Time of Use SBTOU	Default, Opt-out 0-40 MWh p.a. and <120kVA	Fixed	\$/day	Fixed supply charge per annum.
		Fixed	\$/day	Fixed metering charge per annum.
		Usage – Peak	\$/kWh	5:00pm – 9:00pm All days November – March.
		Usage – Shoulder	\$/kWh	7:00am – 5:00pm WD November – March and 7:00am – 9:00pm WD April – October.
	Customer Choice 0-160MWh p.a. regardless of kVA	Usage – Off Peak	\$/kWh	Off Peak pricing for all other times not captured in the Peak or Shoulder windows.
	Interval meter	Export Free – Solar Sponge Allowance	\$/kWh	9kWh per day free of charge in six hour window of 10:00am – 4:00pm. If export between 10:00am – 4:00pm is less than 9kWh, the remainder of the free allowance rolls over to the next WD or NWD, within a single billing period. Unused free allowance from a WD can only be used on another WD. Unused free allowance from a NWD can only be used on another NWD.
	0-30kW export capacity	Export Charge – Solar Sponge	\$/kWh	Six hour window of 10:00am – 4:00pm. All export above 9kWh free allowance that occurs in the Solar Sponge window.
	Export Free – All other times	\$/kWh	18 hours per day not captured in the Solar Sponge window.	
Small Business Time of Use SBTOUNE	Default, Opt-out 0-40 MWh p.a. and <120kVA	Fixed	\$/day	Fixed supply charge per annum.
		Fixed	\$/day	Fixed metering charge per annum.
		Usage – Peak	\$/kWh	5:00pm – 9:00pm All days November – March.
		Usage – Shoulder	\$/kWh	7:00am – 5:00pm WD November – March and 7:00am – 9:00pm WD April – October.
	Customer Choice 0-160MWh p.a. regardless of kVA	Usage – Off Peak	\$/kWh	Off Peak pricing for all other times not captured in the Peak or Shoulder windows.
	Interval meter			
>30kW export capacity				

Network Tariff	Status/ Metering	Components	Measurement	Charging Parameter
Medium Business Time of Use Demand MBTOUD	Default, Opt-out 40-160 MWh p.a.	Fixed	\$/day	Fixed supply charge per annum.
		Fixed	\$/day	Fixed metering charge per annum.
		Usage – Peak	\$/kWh	5:00pm – 9:00pm All days November – March.
	0-160 MWh p.a. and >120kVA	Usage – Shoulder	\$/kWh	7:00am – 5:00pm WD November – March and 7:00am – 9:00pm WD April – October.
		Usage – Off Peak	\$/kWh	Off Peak pricing for all other times not captured in the Peak or Shoulder windows.
	Customer Choice 0-160 MWh p.a. regardless of kVA	Demand – Annual	\$/kVA/day	Highest 30 minute demand interval during the last 12 months.
		Interval meter	Export Free – Solar Sponge Allowance	\$/kWh
	0-30kW export capacity	Export Charge – Solar Sponge	\$/kWh	Six hour window of 10:00am – 4:00pm. All export above 9kWh free allowance that occurs in the Solar Sponge window.
		Export Free – All other times	\$/kWh	18 hours per day not captured in the Solar Sponge window.
	Medium Business Time of Use Demand MBTOUDNE	Default, Opt-out 40-160 MWh p.a.	Fixed	\$/day
Fixed			\$/day	Fixed metering charge per annum.
Usage – Peak			\$/kWh	5:00pm – 9:00pm All days November – March.
0-160 MWh p.a. and >120kVA		Usage – Shoulder	\$/kWh	7:00am – 5:00pm WD November – March and 7:00am – 9:00pm WD April – October.
		Usage – Off Peak	\$/kWh	Off Peak pricing for all other times not captured in the Peak or Shoulder windows.
Customer Choice 0-160 MWh p.a. regardless of kVA		Demand – Annual	\$/kVA/day	Highest 30 minute demand interval during the last 12 months.
		Interval meter		
>30kW export capacity				

Network Tariff	Status/ Metering	Components	Measurement	Charging Parameter
Small Business Time of Use Electrify SBELE	Customer Choice <120kVA Interval meter	Fixed	\$/day	Fixed supply charge per annum.
		Fixed	\$/day	Fixed metering charge per annum.
		Usage – Peak	\$/kWh	5:00pm – 9:00pm All days.
	0-30kW export capacity	Usage – Shoulder	\$/kWh	7:00am – 10:00am and 4:00pm – 5:00pm WD.
		Usage – Off Peak	\$/kWh	Off Peak pricing for all other times not captured in the Peak or Shoulder windows.
		Export Free – Solar Sponge Allowance	\$/kWh	9kWh per day free of charge in six hour window of 10:00am – 4:00pm. If export between 10:00am – 4:00pm is less than 9kWh, the remainder of the free allowance rolls over to the next WD or NWD, within a single billing period. Unused free allowance from a WD can only be used on another WD. Unused free allowance from a NWD can only be used on another NWD.
		Export Charge – Solar Sponge	\$/kWh	Six hour window of 10:00am – 4:00pm. All export above 9kWh free allowance that occurs in the Solar Sponge window.
	Export Credit – Peak	\$/kWh	Four hour window of 5:00pm – 9:00pm November – March.	
	Export Free – All other times	\$/kWh	14 hours per day November – March. 18 hours per day April – October.	
	Small Business Time of Use Electrify SBELENE	Customer Choice <120kVA Interval meter	Fixed	\$/day
Fixed			\$/day	Fixed metering charge per annum.
Usage – Peak			\$/kWh	5:00pm – 9:00pm All days.
>30kW export capacity		Usage – Shoulder	\$/kWh	7:00am – 10:00am and 4:00pm – 5:00pm WD.
		Usage – Off Peak	\$/kWh	Off Peak pricing for all other times not captured in the Peak or Shoulder windows.
24 Hour Unmetered UM	Default tariff Calculated consumption	Usage	\$/kWh	Anytime usage charge.

Interval meter tariff structures are based on local time: ACST/ ACDT.

Export tariffs will apply to all Small Business tariff class customers with solar and/or battery systems with 0-30kW export capacity from 1 July 2025. Small Business customers with solar and/or battery systems with >30kW export capacity will not be subject to an export tariff.

Large Low Voltage Business

SA Power Networks has three tariffs in the Large Low Voltage Business tariff class:

- Large Low Voltage Business Annual Demand (**LBAD**)
- Large Low Voltage Business Agreed Demand Flexible (**LBADF**)
- Large Low Voltage Business Monthly Demand (**LBMD**)

There are no export tariffs for Large Low Voltage Business customers.

Figure 12: Large Low Voltage Business tariff charging windows

LBAD | Large Low Voltage Business Annual Demand

LBADF | Large Low Voltage Business Agreed Demand Flexible

LBMD | Large Low Voltage Business Monthly Demand

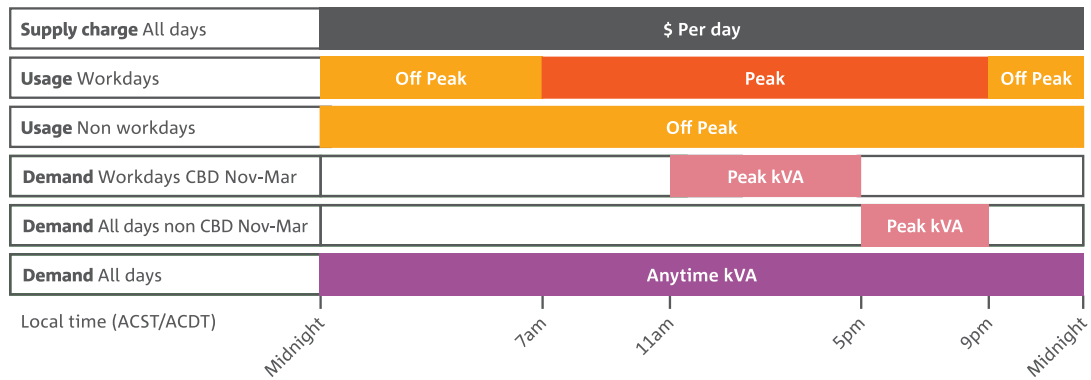


Table 5: Large Low Voltage Business tariff structures and charging parameters

Network Tariff	Status/ Metering	Components	Measurement	Charging Parameter
Large Low Voltage Business Annual Demand LBAD	Default, Opt-out Interval meter	Fixed	\$/day	Fixed supply charge per annum.
		Usage – Peak	\$/kWh	7:00am – 9:00pm WD.
		Usage – Off Peak	\$/kWh	At all other times not captured in the Peak window.
		Demand – Peak Annual	\$/kVA/day	Highest daily average demand during the last 12 months November – March: <ul style="list-style-type: none"> CBD 11:00am – 5:00pm WD Non CBD 5:00pm – 9:00pm All days Peak demand values billed all year round.
		Demand – Anytime Annual	\$/kVA/day	Highest 30 minute demand interval during the last 12 months.
Large Low Voltage Business Agreed Demand Flexible LBADF	Customer Choice Interval meter	Fixed	\$/day	Fixed supply charge per annum.
		Usage – Peak	\$/kWh	7:00am – 9:00pm WD.
		Usage – Off Peak	\$/kWh	At all other times not captured in the Peak window.
		Demand Firm – Peak Agreed	\$/kVA/day	Agreed demand November – March on days when the temperature is 38 degrees or above as measured at West Terrace Adelaide or as otherwise agreed with regional customers: <ul style="list-style-type: none"> CBD 11:00am – 5:00pm WD Non CBD 5:00pm – 9:00pm All days Peak demand values billed all year round.
		Demand Firm – Anytime Agreed	\$/kVA/day	Agreed demand determined by the highest 30 minute demand interval during the last 12 months.
		Demand Flex – Anytime Agreed	\$/kVA/day	Agreed demand determined by the highest 30 minute demand interval during the last 12 months.
				Flexible Anytime Demand amount must be at least 500kVA and not less than 20% of total Anytime Demand.
		The energy demand of the site must be able to comply with SA Power Networks' flexible net load limits.		
Large Low Voltage Business Monthly Demand LBMD	Customer Choice Interval meter	Fixed	\$/day	Fixed supply charge per annum.
		Usage – Peak	\$/kWh	7:00am to 9:00pm WD.
		Usage – Off Peak	\$/kWh	At all other times not captured in the Peak window.
		Demand – Peak Monthly	\$/kVA/day	Highest daily average demand during the month November – March: <ul style="list-style-type: none"> CBD 11:00am – 5:00pm WD Non CBD 5:00pm – 9:00pm All days Peak demand values billed November – March.
		Demand – Anytime Annual	\$/kVA/day	Highest 30 minute demand interval during the last 12 months.

Interval meter tariff structures are based on local time: ACST/ ACDT.

High Voltage Business

SA Power Networks has four tariffs in the High Voltage Business tariff class:

- High Voltage Business Annual Demand (**HVAD**)
- High Voltage Business Annual Demand <500kVA (**HVAD500**)
- High Voltage Business Agreed Demand Flexible (**HVADF**)
- High Voltage Business Monthly Demand (**HVMD**)

There are no export tariffs for High Voltage Business customers.

Figure 13: High Voltage Business tariff charging windows

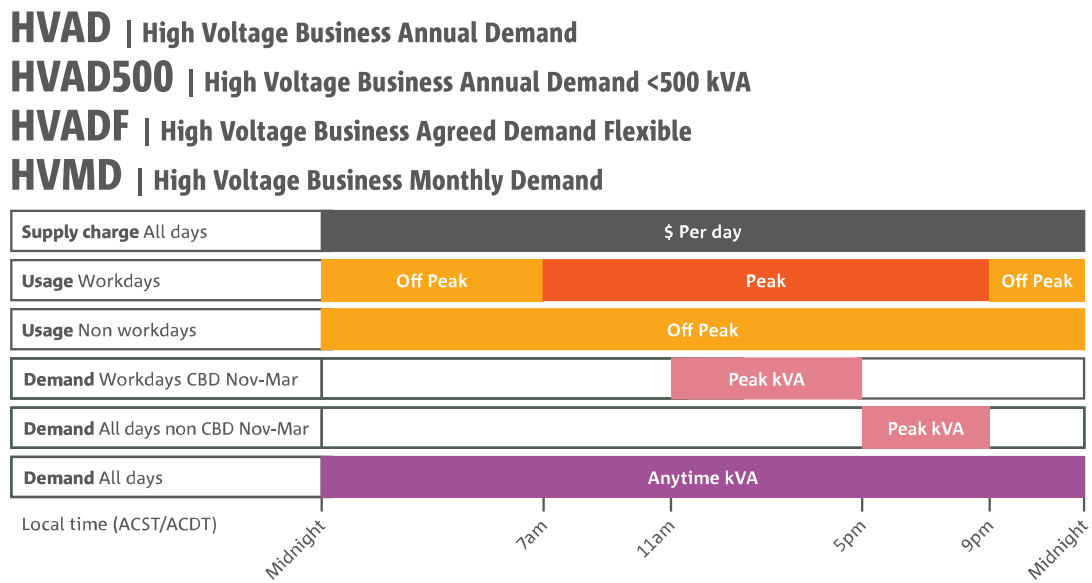


Table 6: High Voltage Business tariff structures and charging parameters

Network Tariff	Status/ Metering	Components	Measurement	Charging Parameter
High Voltage Business Annual Demand HVAD	Default, Opt-out Interval meter	Fixed	\$/day	Fixed supply charge per annum.
		Usage – Peak	\$/kWh	7:00am – 9:00pm WD.
		Usage – Off Peak	\$/kWh	At all other times not captured in the Peak window.
		Demand – Peak Annual	\$/kVA/day	Highest daily average demand during the last 12 months November – March: <ul style="list-style-type: none"> • CBD 11:00am – 5:00pm WD • Non CBD 5:00pm – 9:00pm All days Peak demand values billed all year round.
		Demand – Anytime Annual	\$/kVA/day	Highest 30 minute demand interval during the last 12 months.
		High Voltage Business Annual Demand <500kVA HVAD500		
High Voltage Business Agreed Demand Flexible HVADF	Customer Choice Interval meter	Fixed	\$/day	Fixed supply charge per annum.
		Usage – Peak	\$/kWh	7:00am – 9:00pm WD.
		Usage – Off Peak	\$/kWh	At all other times not captured in the Peak window.
		Demand Firm – Peak Agreed	\$/kVA/day	Agreed demand November – March on days when the temperature is 38 degrees or above as measured at West Terrace Adelaide or as otherwise agreed with regional customers: <ul style="list-style-type: none"> • CBD 11:00am – 5:00pm WD • Non CBD 5:00pm – 9:00pm All days Peak demand values billed all year round.
		Demand Firm – Anytime Agreed	\$/kVA/day	Agreed demand determined by the highest 30 minute demand interval during the last 12 months.
		Demand Flex – Anytime Agreed	\$/kVA/day	Agreed demand determined by the highest 30 minute demand interval during the last 12 months. Flexible Anytime Demand amount must be at least 500kVA and not less than 20% of total Anytime Demand. The energy demand of the site must be able to comply with SA Power Networks' flexible net load limits.
High Voltage Business Monthly Demand HVMD	Customer Choice Interval meter	Fixed	\$/day	Fixed supply charge per annum.
		Usage – Peak	\$/kWh	7:00am to 9:00pm WD.
		Usage – Off Peak	\$/kWh	At all other times not captured in the Peak window.
		Demand – Peak Monthly	\$/kVA/day	Highest daily average demand during the month November – March: <ul style="list-style-type: none"> • CBD 11:00am – 5:00pm WD • Non CBD 5:00pm – 9:00pm All days Peak demand values billed November – March.
		Demand – Anytime Annual	\$/kVA/day	Highest 30 minute demand interval during the last 12 months.

Interval meter tariff structures are based on local time: ACST/ ACDT.

Major Business

SA Power Networks has four tariffs in the Major Business tariff class:

- Zone Substation (**ZSS**)
- Zone Substation Flexible (**ZSSF**)
- Sub Transmission (**STR**)
- Sub Transmission Flexible (**STRF**)

There are no export tariffs for Major Business customers.

Figure 14: Major Business tariff charging windows

ZSS | Zone Substation

ZSSF | Zone Substation Flexible

STR | Sub Transmission

STRF | Sub Transmission Flexible



Table 7: Major Business tariff structures and charging parameters

Network Tariff	Status/ Metering	Components	Measurement	Charging Parameter
Zone Substation Non-Locational ZSS Sub Transmission Non-Locational STR	Default tariff, Opt-out <i>Tariff calculated for individual customers</i>	Fixed	\$/day	Fixed supply charge per annum.
		Usage	\$/kWh	Anytime based on usage.
		Demand – Peak Agreed	\$/kVA day	Agreed demand determined by the highest 30 minute demand interval during a time window determined by transmission pricing requirements which vary across the State.
		Demand – Anytime Agreed	\$/kVA day	Agreed demand determined by the highest 30 minute demand interval during the last 12 months. Minimum of 5,000 kVA.
Zone Substation Non-Locational Flexible ZSSF Sub Transmission Non-Locational Flexible STRF	Customer Choice <i>Tariff calculated for individual customers</i>	Fixed	\$/day	Fixed supply charge per annum.
		Usage	\$/kWh	Anytime based on usage.
		Demand Firm – Peak Agreed	\$/kVA day	Agreed demand November – March on days when the temperature is 38 degrees or above as measured at West Terrace Adelaide or as otherwise agreed with regional customers during a time window determined by transmission pricing requirements which vary across the State.
		Demand Firm – Anytime Agreed	\$/kVA day	Agreed demand determined by the highest 30 minute demand interval during the last 12 months. Minimum 5,000 kVA (Firm + Flex).
		Demand Flex – Anytime Agreed	\$/kVA day	Agreed demand determined by the highest 30 minute demand interval during the last 12 months. Flexible Anytime Demand amount must be at least 1,000kVA and not less than 20% of total Anytime Demand. The energy demand of the site must be able to comply with SA Power Networks’ flexible net load limits.

Interval meter tariff structures are based on local time: ACST/ ACDT.

Large Business Generation

SA Power Networks has eight tariffs for Large Business Generation customers across the Low Voltage, High Voltage and Major Business tariff classes:

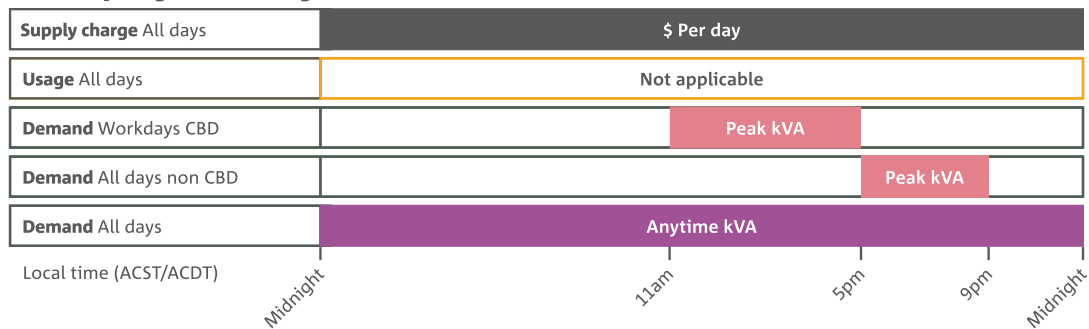
- The default Large Low Voltage Business Generation (**LBG**)
- The customer choice Large Low Voltage Business Generation Flexible (**LBGF**)
- The default High Voltage Business Generation (**HVBG**)
- The customer choice High Voltage Business Generation Flexible (**HVBGF**)
- The default Zone Substation Generation (**ZSSG**)
- The customer choice Zone Substation Generation Flexible (**ZSSGF**)
- The default Sub Transmission Generation (**STRG**)
- The customer choice Sub Transmission Generation Flexible (**STRGF**)

There are no export tariffs for Large Business Generation customers.

Figure 15: Large Business Generation tariff charging windows

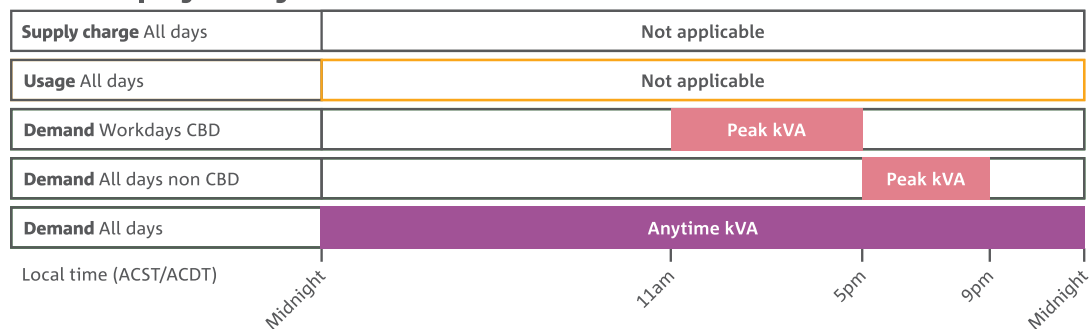
LBG | Large Low Voltage Business Generation

LBGF | Large Low Voltage Business Generation Flexible



HVBG | High Voltage Business Generation

HVBGF | High Voltage Business Generation Flexible



ZSSG | Zone Substation Generation
ZSSGF | Zone Substation Generation Flexible
STRG | Sub Transmission Generation
STRGF | Sub Transmission Generation Flexible

Supply charge All days	Not applicable
Usage All days	Not applicable
Demand All days	Peak kVA
Demand All days	Anytime kVA

Local time (ACST/ACDT) Midnight Midnight

Table 8: Large Business Generation tariff structures and charging parameters

Network Tariff	Status/ Metering	Components	Measurement	Charging Parameter
Large Low Voltage Business Generation LBG	Default, Opt-out Interval meter	Fixed	\$/day	Fixed supply charge per annum (LV supplies only).
		Usage – Peak	\$/kWh	Not applied to Generation supplies.
HV Business Generation HVBG	<i>Generation includes Generation-only batteries</i>	Usage – Off Peak	\$/kWh	Not applied to Generation supplies.
		Demand – Peak Agreed	\$/kVA/day	Highest daily average demand during the last 12 months November – March: <ul style="list-style-type: none"> CBD 11:00am – 5:00pm WD Non CBD 5:00pm – 9:00pm All days Peak demand values billed all year round.
		Demand – Anytime Agreed	\$/kVA/day	Highest 30 minute demand interval during the last 12 months.
Large Low Voltage Business Generation Flexible LBGF	Customer Choice Interval meter	Fixed	\$/day	Fixed supply charge per annum (LV supplies only).
		Usage – Peak	\$/kWh	Not applied to Generation supplies.
High Voltage Business Generation Flexible HVBGF	<i>Generation includes Generation-only batteries</i>	Usage – Off Peak	\$/kWh	Not applied to Generation supplies.
		Demand Firm – Peak Agreed	\$/kVA/day	Agreed demand November – March on days when the temperature is 38 degrees or above as measured at West Terrace Adelaide or as otherwise agreed with regional customers: <ul style="list-style-type: none"> CBD 11:00am – 5:00pm WD Non CBD 5:00pm – 9:00pm All days Peak demand values billed all year round.
		Demand Firm – Anytime Agreed	\$/kVA/day	Agreed demand determined by the highest 30 minute demand interval during the last 12 months.
		Demand Flex – Anytime Agreed	\$/kVA/day	Agreed demand determined by highest 30 minute demand interval during the last 12 months.
				Flexible Anytime Demand amount must be at least 500kVA and not less than 20% of total Anytime Demand.
				The energy demand of the site must be able to comply with SA Power Networks’ flexible net load limits.

Network Tariff	Status/ Metering	Components	Measurement	Charging Parameter
Zone Substation Non-Locational Generation ZSSG	Default, Opt-out Tariff amended for individual customers	Fixed	\$/day	Not applicable.
		Usage	\$/kWh	Not applicable.
		Demand – Peak Agreed	\$/kVA day	Agreed demand determined by the highest 30 minute demand interval during a time window determined by transmission pricing requirements which vary across the State.
Sub Transmission Non-Locational Generation STRG	Generation includes Generation-only batteries	Demand – Anytime Agreed	\$/kVA day	Agreed demand determined by the highest 30 minute demand interval during the last 12 months.
				Minimum of 5,000 kVA.
Zone Substation Non-Locational Generation Flexible ZSSGF	Customer Choice Tariff amended for individual customers	Fixed	\$/day	Not applicable.
		Usage	\$/kWh	Not applicable.
		Demand Firm – Peak Agreed	\$/kVA day	Agreed demand November – March on days when the temperature is 38 degrees or above as measured at West Terrace Adelaide or as otherwise agreed with regional customers during a time window determined by transmission pricing requirements which vary across the State.
Sub Transmission Non-Locational Generation Flexible STRGF	Generation includes Generation-only batteries	Demand Firm – Anytime Agreed	\$/kVA day	Agreed demand determined by the highest 30 minute demand interval during the last 12 months.
				Minimum 5,000 kVA (Firm + Flex).
		Demand Flex – Anytime Agreed	\$/kVA day	Agreed demand determined by the highest 30 minute demand interval during the last 12 months.
				Flexible Anytime Demand amount must be at least 1,000kVA and not less than 20% of total Anytime Demand.
				The energy demand of the site must be able to comply with SA Power Networks' flexible net load limits.

Interval meter tariff structures are based on local time: ACST/ ACDT.

2.4 Sub threshold tariffs

SA Power Networks is proposing one sub-threshold tariff in 2025-26 – Diversify 2.0. Sub threshold tariffs, otherwise known as trial tariffs enable innovative tariff ideas to be explored to inform our thinking for the next RCP.

The trial tariff Diversify 2.0 offers a daily rebate to incentivise residential customers with devices connected to a Home Energy Management System (HEMS). This will allow SA Power Networks to alter the customer import limit, which may result in the HEMS regulating the consumption of connected smart devices to comply with the import limit. This will enable SA Power Networks to increase the diversity of load, thereby avoiding inefficient distribution network investment. The participating HEMS must demonstrate the capability to receive SA Power Networks' dynamic operating envelope signals.

Diversify 2.0 will have a two-tiered daily rebate for eligible smart devices:

- Tier 1 | 1 or 2 eligible smart devices
- Tier 2 | 3 or more eligible smart devices

Eligible smart devices include hot water, air conditioning and electric vehicles. Batteries are not considered to be an eligible smart device in this trial. The objective of this trial tariff is to better understand how customers respond to financial rewards in exchange for offering flexibility. This trial is a continuation from 2024-25 with the addition of a second tier rebate in 2025-26.

3. Network bill impacts

Annual network bill impacts have been considered for both Residential and Small Business customers with several different usage profiles. All prices are inclusive of GST.

3.1 Typical customer usage profiles

Based on the consumption profiles in the AER's Default Market Offer, Figure 16 to Figure 18 illustrates the network charges for a typical Residential and Small Business customer on single rate tariffs.

Figure 16: Residential 4,000kWh p.a. customer

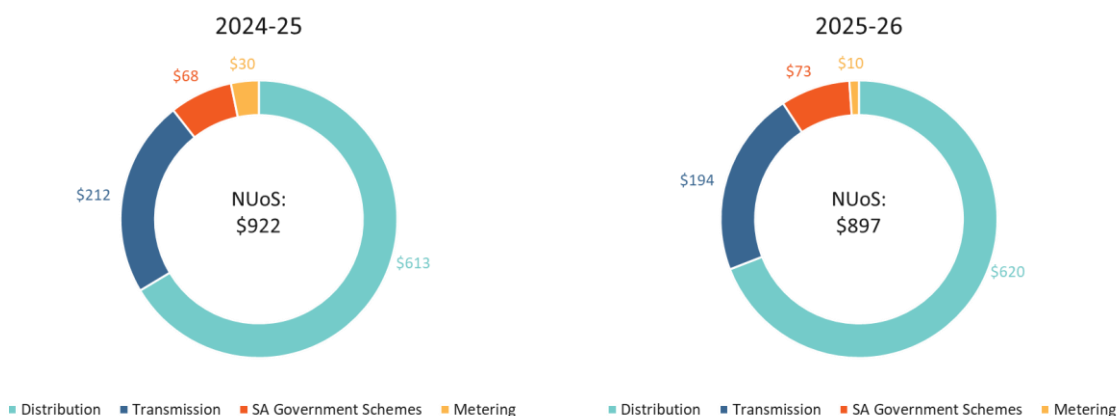


Figure 17: Residential 4,200kWh + 1,800kWh controlled load p.a. customer

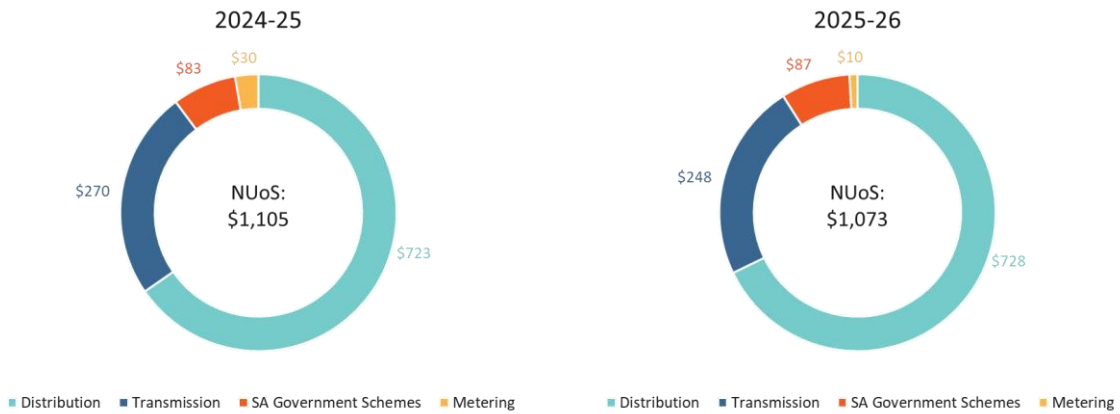
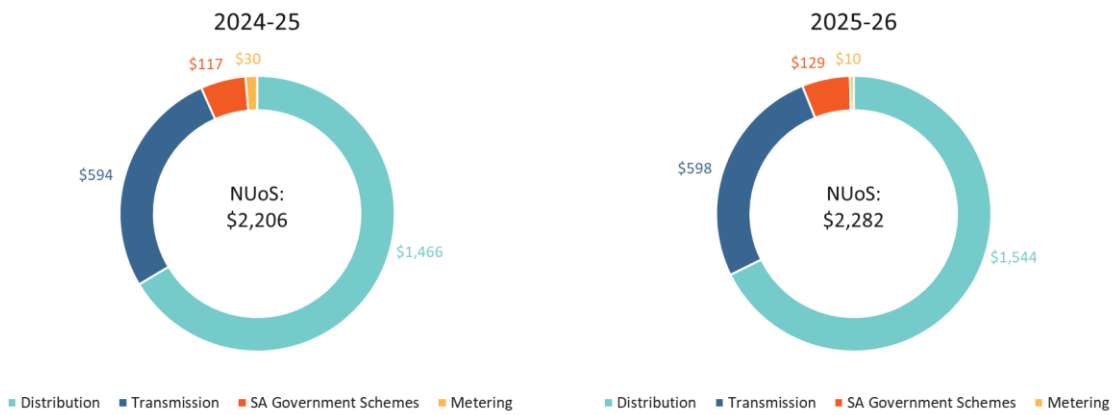


Figure 18: Small Business 10,000kWh p.a. customer



3.2 Typical solar and non solar customers

Based on the consumption profiles developed as part of the 2025-30 Tariff Structure Statement and updated for the latest 2023-24 data, Figure 19 to Figure 22 illustrates the network charges for a typical Residential and Small Business customer with and without solar on time of use tariffs.

Figure 19: Residential solar customer 3,898 kWh p.a.

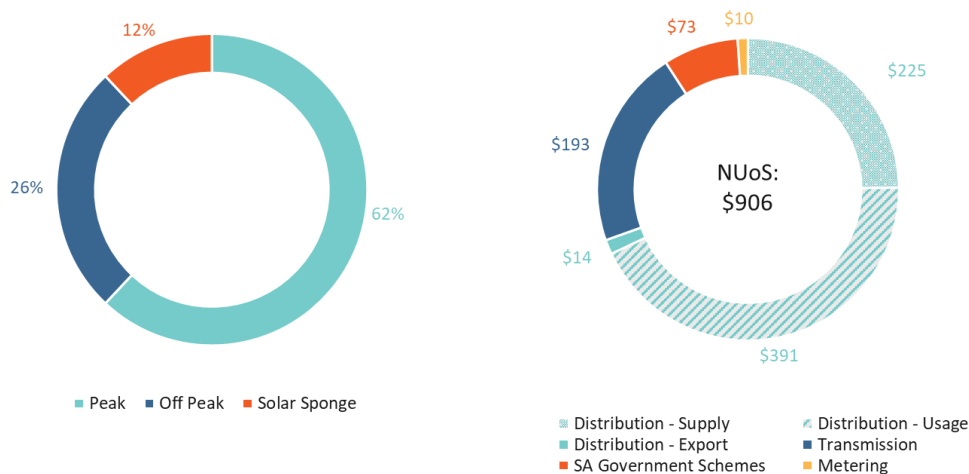


Figure 20: Residential non solar customer 4,476 kWh p.a.

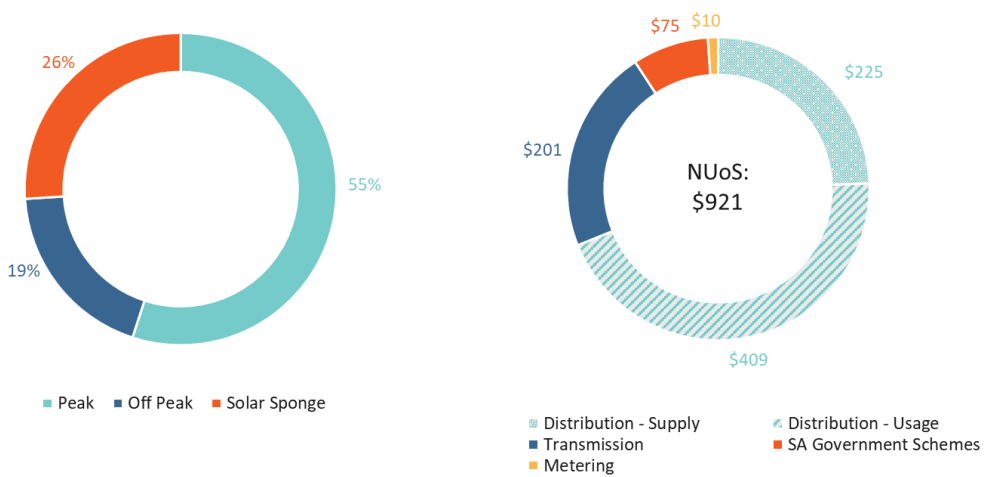


Figure 21: Small Business solar customer 13,014 kWh p.a.

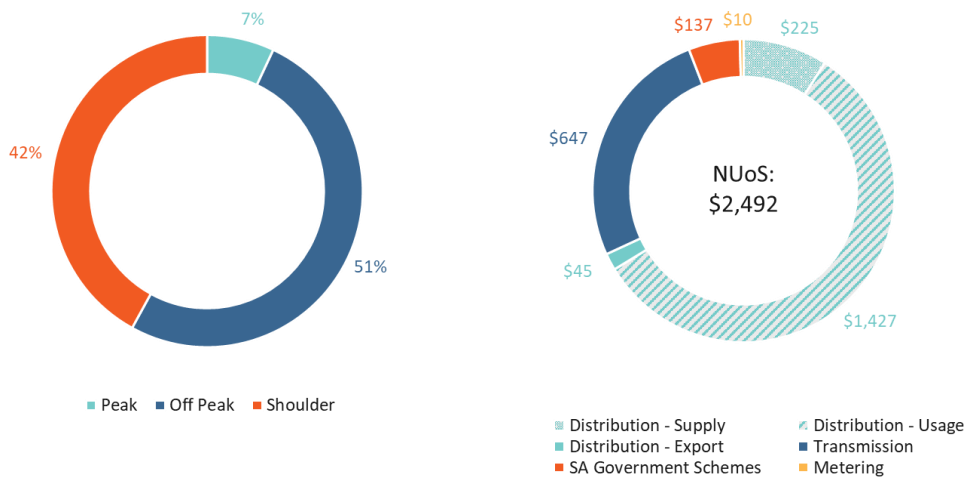
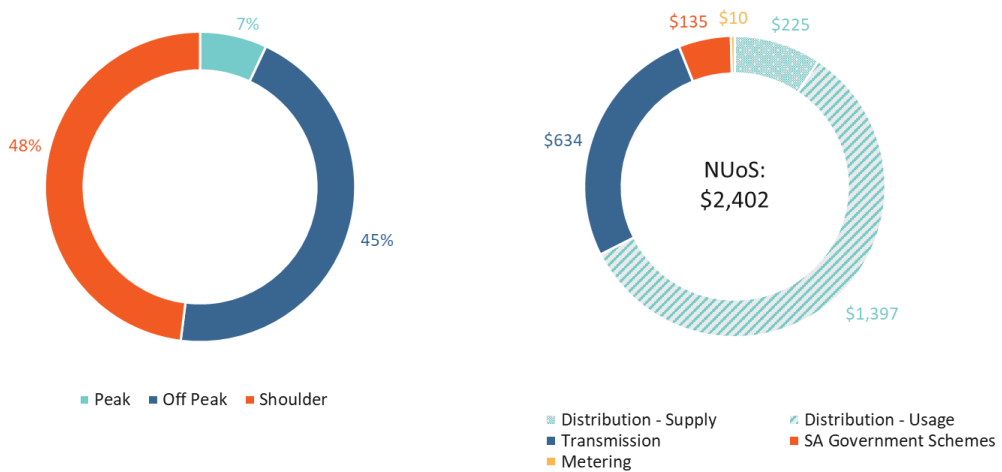


Figure 22: Small Business non solar customer 12,319 kWh p.a.



Appendix A: SCS Tariff schedules

This Appendix includes the SCS tariff schedules for 2025-26.

Table 9: NUoS Tariff Schedule 2025-26

SA Power Networks' Tariffs 2025-26					SUPPLY	METERING	REBATE	REBATE	ENERGY BASED USAGE					ENERGY BASED USAGE				EXPORT		KVA DEMAND				
Price Schedule - Network Use of Service (NUoS)									Single Rate and Time of Use consumption					CL Single Rate and Time of Use consumption				Export Charge	Export Credit	Actual/Agreed Annual			Actual Monthly Demand	
Code: SA	Code: CBD	>30 kW Export	Description		\$/day Supply Rate	\$/day Meter Charge	\$/day Diversify Tier 1	\$/day Diversify Tier 2	\$/kWh Single Rate	\$/kWh Peak	\$/kWh Off-Peak	\$/kWh Shoulder	\$/kWh Solar Sponge	\$/kWh Single Rate	\$/kWh Peak	\$/kWh Off-Peak	\$/kWh Solar Sponge	\$/kWh Solar Sponge	\$/kWh Peak	\$/kVA/day Peak	\$/kVA/day Anytime	\$/kVA/day Anytime Flex	\$/kVA/day Peak Summer	
Residential																								
RSR	RSR	RSRNE	Residential Single Rate		\$ 0.6185	\$ 0.0255			\$ 0.1451					\$ 0.0726					\$ 0.0075					
RTOU	RTOU	RTOUNE	Residential Time of Use		\$ 0.6185	\$ 0.0255	-\$ 0.3300	-\$ 0.5500		\$ 0.1895	\$ 0.0947		\$ 0.0474		\$ 0.1895	\$ 0.0947	\$ 0.0474		\$ 0.0100					
RESELE	RESELE	RESELENE	Residential Electrify		\$ 0.6185	\$ 0.0255	-\$ 0.3300	-\$ 0.5500		\$ 0.3198		\$ 0.0949	\$ 0.0284		\$ 0.1895	\$ 0.0947	\$ 0.0474		\$ 0.0100	-\$ 0.1225				
Small & Medium Business																								
Unmetered																								
LVUU24	LVUU24		24 Hour Unmetered						\$ 0.1217															
Small Business																								
BSR	BSR	BSRNE	Business Single Rate		\$ 0.6362	\$ 0.0255			\$ 0.1833					\$ 0.0726					\$ 0.0075					
B2R	B2R	B2RNE	Business Two Rate		\$ 0.6362	\$ 0.0255				\$ 0.2065	\$ 0.1032			\$ 0.0726					\$ 0.0075					
SBTOU	SBTOU	SBTOUNE	Small Business Time of Use		\$ 0.6362	\$ 0.0255				\$ 0.2750	\$ 0.1034	\$ 0.1914							\$ 0.0100					
SBELE	SBELE	SBELENE	Small Business Electrify		\$ 0.6362	\$ 0.0255				\$ 0.3483	\$ 0.1026	\$ 0.1796							\$ 0.0100	-\$ 0.1225				
Medium Business																								
MBTOUD	MBTOUD	MBTOUDNE	Medium Business Time of Use Demand		\$ 1.4176	\$ 0.0255				\$ 0.1985	\$ 0.0747	\$ 0.1382							\$ 0.0100				\$ 0.0842	
Large LV Business																								
LBAD	LBADCBD		Large LV Business Annual Demand		\$ 8.2192					\$ 0.0958	\$ 0.0599									\$ 0.3049	\$ 0.0630			
LBADF	LBADFCBD		Large LV Business Agreed Demand Flexible		\$ 8.2192					\$ 0.0958	\$ 0.0599									\$ 0.3049	\$ 0.0891	\$ 0.0445		
LBMD	LBMDCBD		Large LV Business Monthly Demand		\$ 8.2192					\$ 0.0958	\$ 0.0599										\$ 0.0630		\$ 1.1055	
Large HV Business																								
HVAD	HVADCBD		HV Business Annual Demand		\$ 43.8356					\$ 0.0683	\$ 0.0427									\$ 0.2446	\$ 0.0849			
HVADF	HVADFCBD		HV Business Agreed Demand Flexible		\$ 43.8356					\$ 0.0683	\$ 0.0427									\$ 0.2446	\$ 0.1110	\$ 0.0555		
HVAD500	HVAD500CBD		HV Business Annual Demand <500kVA		\$ 8.2192					\$ 0.0958	\$ 0.0599									\$ 0.3049	\$ 0.0630			
HVMD	HVMDCBD		HV Business Monthly Demand		\$ 43.8356					\$ 0.0683	\$ 0.0427									\$ 0.0849		\$ 0.8869		
Major Business																								
ZSS			Zone Substation kVA						\$ 0.0251											\$ 0.1761	\$ 0.0658			
ZSSF			Zone Substation kVA Flexible						\$ 0.0251											\$ 0.1761	\$ 0.0919	\$ 0.0459		
STR			Sub Transmission kVA						\$ 0.0222											\$ 0.1487	\$ 0.0274			
STRF			Sub Transmission kVA Flexible						\$ 0.0222											\$ 0.1487	\$ 0.0535	\$ 0.0267		
Generation Tariffs																								
Large LV Business																								
LBG	LBGCBD		Large LV Business Generation		\$ 8.2192															\$ 0.3049	\$ 0.0630			
LBGF	LBGFCBD		Large LV Business Generation Flexible		\$ 8.2192															\$ 0.3049	\$ 0.0891	\$ 0.0445		
Large HV Business																								
HVBG	HVBGCBD		HV Business Generation																	\$ 0.2446	\$ 0.0849			
HVBGF	HVBGFCBD		HV Business Generation Flexible																	\$ 0.2446	\$ 0.1110	\$ 0.0555		
Major Business																								
ZSSG			Zone Substation Generation																	\$ 0.1761	\$ 0.0658			
ZSSGF			Zone Substation Generation Flexible																	\$ 0.1761	\$ 0.0919	\$ 0.0459		
STRG			Sub Transmission Generation																	\$ 0.1487	\$ 0.0274			
STRGF			Sub Transmission Generation Flexible																	\$ 0.1487	\$ 0.0535	\$ 0.0267		

SA Power Networks' Tariffs 2025-26 Price Schedule - Network Use of Service (NUoS)			SUPPLY	METERING	REBATE	REBATE	ENERGY BASED USAGE					ENERGY BASED USAGE				EXPORT		KVA DEMAND						
			\$/day Supply Rate	\$/day Meter Charge	\$/day Diversify Tier 1	\$/day Diversify Tier 2	Single Rate and Time of Use consumption					CL Single Rate and Time of Use consumption				Export Charge	Export Credit	Actual/Agreed Annual			Actual Monthly Demand			
Code: SA	Code: CBD	>30 kW Export	Description					\$/kWh	\$/kWh	\$/kWh	\$/kWh	\$/kWh	\$/kWh	\$/kWh	\$/kWh	\$/kWh	\$/kWh	\$/kWh	\$/kWh	\$/kWh	\$/kVA/day	\$/kVA/day	\$/kVA/day	\$/kVA/day
								Single Rate	Peak	Off-Peak	Shoulder	Solar Sponge	Single Rate	Peak	Off-Peak	Solar Sponge	Solar Sponge	Peak	Peak	Peak	Peak	Anytime	Anytime Flex	Peak Summer
Large LV Business Site Specific																								
			LBAD305 Large LV Business Annual Demand	\$ 65.7536				\$ 0.0954	\$ 0.0599												\$ 0.3049	\$ 0.0630		
			LBAD342 Large LV Business Annual Demand	\$ 16.4384				\$ 0.0954	\$ 0.0599												\$ 0.3049	\$ 0.0630		
			LBAD422 Large LV Business Annual Demand	\$ 57.5344				\$ 0.0954	\$ 0.0599												\$ 0.3049	\$ 0.0630		
			LBAD977 Large LV Business Annual Demand	\$ 98.6304				\$ 0.0954	\$ 0.0599												\$ 0.3049	\$ 0.0630		
			LBMD979 Large LV Business Monthly Peak Demand	\$ 32.8768				\$ 0.0954	\$ 0.0599													\$ 0.0630		\$ 1.1057
Large HV Business Site Specific																								
			HVAD265 HV Business Annual Demand	\$ 43.8356				\$ 0.0680	\$ 0.0427												\$ 0.2446	\$ 0.0849		
			HVAD276 HV Business Annual Demand	\$ 43.8356				\$ 0.0680	\$ 0.0427												\$ 0.2446	\$ 0.0849		
			HVAD381 HV Business Annual Demand	\$ 464.8356				\$ 0.0680	\$ 0.0427												\$ 0.2446	\$ 0.0849		
			HVAD439 HV Business Annual Demand	\$ 43.8356				\$ 0.0680	\$ 0.0427												\$ 0.2446	\$ 0.0849		
Major Business Site Specific Tariffs																								
Major Business Zone Substation																								
			ZSS025 Zone Substation KVA non-Localional					\$ 0.0251													\$ 0.1761	\$ 0.0658		
			ZSS035 Zone Substation KVA non-Localional					\$ 0.0251													\$ 0.1761	\$ 0.0658		
			ZSS104 Zone Substation KVA non-Localional	\$ 710.0000				\$ 0.0251													\$ 0.1761	\$ 0.0658		
			ZSS196 Zone Substation KVA non-Localional					\$ 0.0251													\$ 0.1761	\$ 0.0658		
			ZSS272 Zone Substation KVA non-Localional					\$ 0.0251													\$ 0.1761	\$ 0.0658		
			ZSS273 Zone Substation KVA non-Localional					\$ 0.0251													\$ 0.1761	\$ 0.0658		
			ZSS296 Zone Substation KVA non-Localional	\$ 574.0000				\$ 0.0251													\$ 0.1761	\$ 0.0658		
			ZSS330 Zone Substation KVA non-Localional					\$ 0.0251													\$ 0.1761	\$ 0.0658		
			ZSS376 Zone Substation KVA non-Localional					\$ 0.0251													\$ 0.1761	\$ 0.0658		
			ZSS500 Zone Substation KVA non-Localional					\$ 0.0251													\$ 0.1761	\$ 0.0658		
			ZSS550 Zone Substation KVA non-Localional	\$ 652.0000				\$ 0.0251													\$ 0.1761	\$ 0.0658		
			ZSS700 Zone Substation KVA non-Localional					\$ 0.0251													\$ 0.1761	\$ 0.0658		
			ZSS850 Zone Substation KVA non-Localional					\$ 0.0251													\$ 0.1761	\$ 0.0658		
			ZSS951 Zone Substation KVA non-Localional	\$ 355.0000				\$ 0.0251													\$ 0.1761	\$ 0.0658		
Major Business Zone Substation Locational TUoS																								
			ZSN021 Zone Substation KVA Locational	\$ 452.1000				\$ 0.0053													\$ 0.3220	\$ 0.0658		
			ZSN024 Zone Substation KVA Locational	\$ 132.8000				\$ 0.0053													\$ 0.2770	\$ 0.0658		
			ZSN228 ZSN228 Zone Substation KVA Locational	\$ 204.6000				\$ 0.0053													\$ 0.3052	\$ 0.0658		
			ZSN408 Zone Substation KVA Locational	\$ 81.2000				\$ 0.0369													\$ 0.0840	\$ 0.0658		
			ZSN438 Zone Substation KVA Locational	\$ 68.4000				\$ 0.0053													\$ 0.2770	\$ 0.0658		
			ZSN608 Zone Substation KVA Locational	\$ 140.0000				\$ 0.0053													\$ 0.2770	\$ 0.0658		
Major Business Sub Transmission																								
			STR069 Sub Transmission kVA non-Localional					\$ 0.0222													\$ 0.1487	\$ 0.0274		
			STR123 Sub Transmission kVA non-Localional					\$ 0.0222													\$ 0.1487	\$ 0.0274		
			STR148 Sub Transmission kVA non-Localional					\$ 0.0222													\$ 0.1487	\$ 0.0274		
			STR162 Sub Transmission kVA non-Localional					\$ 0.0222													\$ 0.1487	\$ 0.0274		
			STR404 Sub Transmission kVA non-Localional					\$ 0.0222													\$ 0.1487	\$ 0.0274		
			STR483 Sub Transmission kVA non-Localional	\$ 691.0000				\$ 0.0222													\$ 0.1487	\$ 0.0274		
			STR610 Sub Transmission kVA non-Localional	\$ 214.0000				\$ 0.0222													\$ 0.1487	\$ 0.0274		
			STR749 Sub Transmission kVA non-Localional	\$ 348.0000				\$ 0.0222													\$ 0.1487	\$ 0.0274		
Major Business Sub Transmission Locational																								
			STN018 Sub Transmission kVA Locational	\$ 973.1000				\$ 0.0024													\$ 0.2946	\$ 0.0274		
			STN084 Sub Transmission kVA Locational	\$ 1,403.1000				\$ 0.0024													\$ 0.3249	\$ 0.0274		
			STN161 Sub Transmission kVA Locational	\$ 1,087.5000				\$ 0.0340													\$ 0.0521	\$ 0.0274		
			STN378 Sub Transmission kVA Locational	\$ 447.0000				\$ 0.0024													\$ 0.3249	\$ 0.0274		
			STN557 Sub Transmission kVA Locational	\$ 500.4000				\$ 0.0340													\$ 0.1808	\$ 0.0274		
			STN609 Sub Transmission kVA Locational	\$ 2,488.1000				\$ 0.0024													\$ 0.3341	\$ 0.0274		
			STN788 Sub Transmission kVA Locational	\$ 456.5000				\$ 0.0024													\$ 0.2405	\$ 0.0274		

Table 10: DUoS Tariff Schedule 2025-26

SA Power Networks' Tariffs 2025-26				SUPPLY	METERING	REBATE	REBATE	ENERGY BASED USAGE					ENERGY BASED USAGE				EXPORT		KVA DEMAND				
Price Schedule - Distribution Use of Service (DUoS)								Single Rate and Time of Use consumption					CL Single Rate and Time of Use consumption				Export Charge	Export Credit	Actual/Agreed Annual			Actual Monthly Demand	
Code: SA	Code: CBD	>30 kW Export	Description	\$/day Supply Rate	\$/day Meter Charge	\$/day Diversify Tier 1	\$/day Diversify Tier 2	\$/kWh Single Rate	\$/kWh Peak	\$/kWh Off-Peak	\$/kWh Shoulder	\$/kWh Solar Sponge	\$/kWh Single Rate	\$/kWh Peak	\$/kWh Off-Peak	\$/kWh Solar Sponge	\$/kWh Solar Sponge	\$/kWh Peak	\$/kVA/day Peak	\$/kVA/day Anytime	\$/kVA/day Anytime Flex	\$/kVA/day Peak Summer	
Residential																							
RSR	RSR	RSRNE	Residential Single Rate	\$ 0.5616				\$ 0.0896					\$ 0.0448						\$ 0.0075				
RTOU	RTOU	RTOUNE	Residential Time of Use	\$ 0.5616		-\$ 0.3300	-\$ 0.5500	\$ 0.1170	\$ 0.0585			\$ 0.0293		\$ 0.1170	\$ 0.0585	\$ 0.0293			\$ 0.0100				
RESELE	RESELE	RESELENE	Residential Electrify	\$ 0.5616		-\$ 0.3300	-\$ 0.5500	\$ 0.1975		\$ 0.0586	\$ 0.0176			\$ 0.1170	\$ 0.0585	\$ 0.0293			\$ 0.0100	-\$ 0.1225			
Small & Medium Business																							
Unmetered																							
LVUU24	LVUU24		24 Hour Unmetered					\$ 0.0784															
Small Business																							
BSR	BSR	BSRNE	Business Single Rate	\$ 0.5616				\$ 0.1199					\$ 0.0448						\$ 0.0075				
B2R	B2R	B2RNE	Business Two Rate	\$ 0.5616				\$ 0.1351	\$ 0.0675				\$ 0.0448						\$ 0.0075				
SBTOU	SBTOU	SBTOUNE	Small Business Time of Use	\$ 0.5616				\$ 0.1799	\$ 0.0676	\$ 0.1252									\$ 0.0100				
SBELE	SBELE	SBELENE	Small Business Electrify	\$ 0.5616				\$ 0.2278	\$ 0.0671	\$ 0.1175									\$ 0.0100	-\$ 0.1225			
Medium Business																							
MBTOUD	MBTOUD	MBTOUDNE	Medium Business Time of Use Demand	\$ 1.3429				\$ 0.1299	\$ 0.0488	\$ 0.0904									\$ 0.0100			\$ 0.0842	
Large LV Business																							
LBAD	LBADCBD		Large LV Business Annual Demand	\$ 8.2192				\$ 0.0638	\$ 0.0399											\$ 0.1562	\$ 0.0630		
LBADF	LBADFCBD		Large LV Business Agreed Demand Flexible	\$ 8.2192				\$ 0.0638	\$ 0.0399											\$ 0.1562	\$ 0.0630	\$ 0.0315	
LBMD	LBMDCBD		Large LV Business Monthly Demand	\$ 8.2192				\$ 0.0638	\$ 0.0399												\$ 0.0630		\$ 0.5664
Large HV Business																							
HVAD	HVADCBD		HV Business Annual Demand	\$ 43.8356				\$ 0.0389	\$ 0.0243											\$ 0.0959	\$ 0.0849		
HVADF	HVADFCBD		HV Business Agreed Demand Flexible	\$ 43.8356				\$ 0.0389	\$ 0.0243											\$ 0.0959	\$ 0.0849	\$ 0.0425	
HVAD500	HVAD500CBD		HV Business Annual Demand <500kVA	\$ 8.2192				\$ 0.0638	\$ 0.0399											\$ 0.1562	\$ 0.0630		
HVMD	HVMDCBD		HV Business Monthly Demand	\$ 43.8356				\$ 0.0389	\$ 0.0243												\$ 0.0849		\$ 0.3477
Major Business																							
ZSS			Zone Substation KVA					\$ 0.0045												\$ 0.0274	\$ 0.0658		
ZSSF			Zone Substation KVA Flexible					\$ 0.0045												\$ 0.0274	\$ 0.0658	\$ 0.0329	
STR			Sub Transmission KVA					\$ 0.0016													\$ 0.0274		
STRF			Sub Transmission KVA Flexible					\$ 0.0016													\$ 0.0274	\$ 0.0137	
Generation Tariffs																							
Large LV Business																							
LBG	LBGCBD		Large LV Business Generation	\$ 8.2192																\$ 0.1562	\$ 0.0630		
LBGF	LBGFCBD		Large LV Business Generation Flexible	\$ 8.2192																\$ 0.1562	\$ 0.0630	\$ 0.0315	
Large HV Business																							
HVBG	HVBGCBD		HV Business Generation																	\$ 0.0959	\$ 0.0849		
HVBGF	HVBGFCBD		HV Business Generation Flexible																	\$ 0.0959	\$ 0.0849	\$ 0.0425	
Major Business																							
ZSSG			Zone Substation Generation																	\$ 0.0274	\$ 0.0658		
ZSSGF			Zone Substation Generation Flexible																	\$ 0.0274	\$ 0.0658	\$ 0.0329	
STRG			Sub Transmission Generation																		\$ 0.0274		
STRGF			Sub Transmission Generation Flexible																		\$ 0.0274	\$ 0.0137	

SA Power Networks ¹ Tariffs 2025-26				SUPPLY	METERING	REBATE	REBATE	ENERGY BASED USAGE					ENERGY BASED USAGE				EXPORT		KVA DEMAND				
Price Schedule - Distribution Use of Service (DUoS)								Single Rate and Time of Use consumption					CL Single Rate and Time of Use consumption				Export Charge	Export Credit	Actual/Agreed Annual			Actual Monthly Demand	
Code: SA	Code: CBD	>30 kW Export	Description	\$/day Supply Rate	\$/day Meter Charge	\$/day Diversify Tier 1	\$/day Diversify Tier 2	\$/kWh Single Rate	\$/kWh Peak	\$/kWh Off-Peak	\$/kWh Shoulder	\$/kWh Solar Sponge	\$/kWh Single Rate	\$/kWh Peak	\$/kWh Off-Peak	\$/kWh Solar Sponge	\$/kWh Solar Sponge	\$/kWh Peak	\$/kVA/day Peak	\$/kVA/day Anytime	\$/kVA/day Anytime Flex	\$/kVA/day Peak Summer	
Large LV Business Site Specific																							
LBAD305			Large LV Business Annual Demand	\$ 65.7536				\$ 0.0638	\$ 0.0399										\$ 0.1562	\$ 0.0630			
LBAD342			Large LV Business Annual Demand	\$ 16.4384				\$ 0.0638	\$ 0.0399										\$ 0.1562	\$ 0.0630			
LBAD422			Large LV Business Annual Demand	\$ 57.5344				\$ 0.0638	\$ 0.0399										\$ 0.1562	\$ 0.0630			
LBAD977			Large LV Business Annual Demand	\$ 98.6304				\$ 0.0638	\$ 0.0399										\$ 0.1562	\$ 0.0630			
LBMD979			Large LV Business Monthly Peak Demand	\$ 32.8768				\$ 0.0638	\$ 0.0399											\$ 0.0630		\$ 0.5664	
Large HV Business Site Specific																							
HVAD265			HV Business Annual Demand	\$ 43.8356				\$ 0.0389	\$ 0.0243										\$ 0.0959	\$ 0.0849			
HVAD276			HV Business Annual Demand	\$ 43.8356				\$ 0.0389	\$ 0.0243										\$ 0.0959	\$ 0.0849			
HVAD381			HV Business Annual Demand	\$ 464.8356				\$ 0.0389	\$ 0.0243										\$ 0.0959	\$ 0.0849			
HVAD439			HV Business Annual Demand	\$ 43.8356				\$ 0.0389	\$ 0.0243										\$ 0.0959	\$ 0.0849			
Major Business Site Specific Tariffs																							
Major Business Zone Substation																							
ZSS025			Zone Substation KVA non-Locational					\$ 0.0045											\$ 0.0274	\$ 0.0658			
ZSS035			Zone Substation KVA non-Locational					\$ 0.0045											\$ 0.0274	\$ 0.0658			
ZSS104			Zone Substation KVA non-Locational	\$ 710.0000				\$ 0.0045											\$ 0.0274	\$ 0.0658			
ZSS196			Zone Substation KVA non-Locational					\$ 0.0045											\$ 0.0274	\$ 0.0658			
ZSS272			Zone Substation KVA non-Locational					\$ 0.0045											\$ 0.0274	\$ 0.0658			
ZSS273			Zone Substation KVA non-Locational					\$ 0.0045											\$ 0.0274	\$ 0.0658			
ZSS296			Zone Substation KVA non-Locational	\$ 574.0000				\$ 0.0045											\$ 0.0274	\$ 0.0658			
ZSS330			Zone Substation KVA non-Locational					\$ 0.0045											\$ 0.0274	\$ 0.0658			
ZSS376			Zone Substation KVA non-Locational					\$ 0.0045											\$ 0.0274	\$ 0.0658			
ZSS500			Zone Substation KVA non-Locational					\$ 0.0045											\$ 0.0274	\$ 0.0658			
ZSS550			Zone Substation KVA non-Locational	\$ 652.0000				\$ 0.0045											\$ 0.0274	\$ 0.0658			
ZSS700			Zone Substation KVA non-Locational					\$ 0.0045											\$ 0.0274	\$ 0.0658			
ZSS850			Zone Substation KVA non-Locational					\$ 0.0045											\$ 0.0274	\$ 0.0658			
ZSS951			Zone Substation KVA non-Locational	\$ 355.0000				\$ 0.0045											\$ 0.0274	\$ 0.0658			
Major Business Zone Substation Locational TUoS																							
ZSN021			Zone Substation KVA Locational					\$ 0.0045											\$ 0.0274	\$ 0.0658			
ZSN024			Zone Substation KVA Locational					\$ 0.0045											\$ 0.0274	\$ 0.0658			
ZSN228	ZSN228		Zone Substation KVA Locational					\$ 0.0045											\$ 0.0274	\$ 0.0658			
ZSN408			Zone Substation KVA Locational					\$ 0.0045											\$ 0.0274	\$ 0.0658			
ZSN438			Zone Substation KVA Locational					\$ 0.0045											\$ 0.0274	\$ 0.0658			
ZSN608			Zone Substation KVA Locational	\$ 101.0000				\$ 0.0045											\$ 0.0274	\$ 0.0658			
Major Business Sub Transmission																							
STR069			Sub Transmission KVA non-Locational					\$ 0.0016												\$ 0.0274			
STR123			Sub Transmission KVA non-Locational					\$ 0.0016												\$ 0.0274			
STR148			Sub Transmission KVA non-Locational					\$ 0.0016												\$ 0.0274			
STR162			Sub Transmission KVA non-Locational					\$ 0.0016												\$ 0.0274			
STR404			Sub Transmission KVA non-Locational					\$ 0.0016												\$ 0.0274			
STR483			Sub Transmission KVA non-Locational	\$ 691.0000				\$ 0.0016												\$ 0.0274			
STR610			Sub Transmission KVA non-Locational	\$ 214.0000				\$ 0.0016												\$ 0.0274			
STR749			Sub Transmission KVA non-Locational	\$ 348.0000				\$ 0.0016												\$ 0.0274			
Major Business Sub Transmission Locational																							
STN018			Sub Transmission KVA Locational					\$ 0.0016												\$ 0.0274			
STN084			Sub Transmission KVA Locational					\$ 0.0016												\$ 0.0274			
STN161			Sub Transmission KVA Locational					\$ 0.0016												\$ 0.0274			
STN378			Sub Transmission KVA Locational					\$ 0.0016												\$ 0.0274			
STN557			Sub Transmission KVA Locational					\$ 0.0016												\$ 0.0274			
STN609			Sub Transmission KVA Locational					\$ 0.0016												\$ 0.0274			
STN788			Sub Transmission KVA Locational					\$ 0.0016												\$ 0.0274			

Table 11: TUoS Tariff Schedule 2025-26

SA Power Networks' Tariffs 2025-26				SUPPLY	METERING	REBATE	REBATE	ENERGY BASED USAGE					ENERGY BASED USAGE				EXPORT		KVA DEMAND						
Price Schedule - Transmission Use of Service (TUoS)								Single Rate and Time of Use consumption					CL Single Rate and Time of Use consumption				Export Charge	Export Credit	Actual/Agreed Annual			Actual Monthly Demand			
Code: SA	Code: CBD	>30 kW Export	Description	\$/day Supply Rate	\$/day Meter Charge	\$/day Diversify Tier 1	\$/day Diversify Tier 2	\$/kWh Single Rate	\$/kWh Peak	\$/kWh Off-Peak	\$/kWh Shoulder	\$/kWh Solar Sponge	\$/kWh Single Rate	\$/kWh Peak	\$/kWh Off-Peak	\$/kWh Solar Sponge	\$/kWh Solar Sponge	\$/kWh Peak	\$/kVA/day Peak	\$/kVA/day Anytime	\$/kVA/day Anytime Flex	\$/kVA/day Peak Summer			
Residential																									
RSR	RSR	RSRNE	Residential Single Rate					\$ 0.0441					\$ 0.0221												
RTOU	RTOU	RTOUNE	Residential Time of Use					\$ 0.0576	\$ 0.0288			\$ 0.0144		\$ 0.0576	\$ 0.0288	\$ 0.0144									
RESELE	RESELE	RESELENE	Residential Electrify					\$ 0.0972			\$ 0.0288	\$ 0.0086		\$ 0.0576	\$ 0.0288	\$ 0.0144									
Small & Medium Business																									
Unmetered																									
LVUU24	LVUU24		24 Hour Unmetered					\$ 0.0374																	
Small Business																									
BSR	BSR	BSRNE	Business Single Rate					\$ 0.0544					\$ 0.0221												
B2R	B2R	B2RNE	Business Two Rate					\$ 0.0613	\$ 0.0306				\$ 0.0221												
SBTOU	SBTOU	SBTOUNE	Small Business Time of Use					\$ 0.0816	\$ 0.0307	\$ 0.0568															
SBELE	SBELE	SBELENE	Small Business Electrify					\$ 0.1034	\$ 0.0305	\$ 0.0533															
Medium Business																									
MBTOUD	MBTOUD	MBTOUDNE	Medium Business Time of Use Demand					\$ 0.0589	\$ 0.0222	\$ 0.0410															
Large LV Business																									
LBAD	LBADCBD		Large LV Business Annual Demand					\$ 0.0243	\$ 0.0152											\$ 0.1487					
LBADF	LBADFCBD		Large LV Business Agreed Demand Flexible					\$ 0.0243	\$ 0.0152											\$ 0.1487	\$ 0.0261	\$ 0.0130			
LBMD	LBMDCBD		Large LV Business Monthly Demand					\$ 0.0243	\$ 0.0152														\$ 0.5392		
Large HV Business																									
HVAD	HVADCBD		HV Business Annual Demand					\$ 0.0243	\$ 0.0152												\$ 0.1487				
HVADF	HVADFCBD		HV Business Agreed Demand Flexible					\$ 0.0243	\$ 0.0152												\$ 0.1487	\$ 0.0261	\$ 0.0130		
HVAD500	HVAD500CBD		HV Business Annual Demand <500kVA					\$ 0.0243	\$ 0.0152												\$ 0.1487				
HVMD	HVMDCBD		HV Business Monthly Demand					\$ 0.0243	\$ 0.0152														\$ 0.5392		
Major Business																									
ZSS			Zone Substation kVA					\$ 0.0198													\$ 0.1487				
ZSSF			Zone Substation kVA Flexible					\$ 0.0198													\$ 0.1487	\$ 0.0261	\$ 0.0130		
STR			Sub Transmission kVA					\$ 0.0198													\$ 0.1487				
STRF			Sub Transmission kVA Flexible					\$ 0.0198													\$ 0.1487	\$ 0.0261	\$ 0.0130		
Generation Tariffs																									
Large LV Business																									
LBG	LBGCBD		Large LV Business Generation																		\$ 0.1487				
LBGF	LBGFCBD		Large LV Business Generation Flexible																		\$ 0.1487	\$ 0.0261	\$ 0.0130		
Large HV Business																									
HVBG	HVBGCBD		HV Business Generation																		\$ 0.1487				
HVBGF	HVBGFCBD		HV Business Generation Flexible																		\$ 0.1487	\$ 0.0261	\$ 0.0130		
Major Business																									
ZSSG			Zone Substation Generation																		\$ 0.1487				
ZSSGF			Zone Substation Generation Flexible																		\$ 0.1487	\$ 0.0261	\$ 0.0130		
STRG			Sub Transmission Generation																		\$ 0.1487				
STRGF			Sub Transmission Generation Flexible																		\$ 0.1487	\$ 0.0261	\$ 0.0130		

Table 12: JSO Tariff Schedule 2025-26

SA Power Networks' Tariffs 2025-26				SUPPLY	METERING	REBATE	REBATE	ENERGY BASED USAGE					ENERGY BASED USAGE				EXPORT		KVA DEMAND					
Price Schedule - Jurisdiction Scheme Obligation (JSO)				\$/day	\$/day	\$/day	\$/day	Single Rate and Time of Use consumption					CL Single Rate and Time of Use consumption				Export Charge Export Credit		Actual/Agreed Annual					
Code: SA	Code: CBD	>30 kW Export	Description	Supply Rate	Meter Charge	Diversify Tier 1	Diversify Tier 2	Single Rate	Peak	Off-Peak	Shoulder	Solar Sponge	Single Rate	Peak	Off-Peak	Solar Sponge	Solar Sponge	Peak	Peak	Peak	Anytime	Anytime Flex	Peak Summer	
Residential																								
RSR	RSR	RSRNE	Residential Single Rate	\$ 0.0569				\$ 0.0114					\$ 0.0057											
RTOU	RTOU	RTOUNE	Residential Time of Use	\$ 0.0569				\$ 0.0149	\$ 0.0074			\$ 0.0037	\$ 0.0149	\$ 0.0074	\$ 0.0037									
RESELE	RESELE	RESELENE	Residential Electrify	\$ 0.0569				\$ 0.0251		\$ 0.0075	\$ 0.0022		\$ 0.0149	\$ 0.0074	\$ 0.0037									
Small & Medium Business																								
Unmetered																								
LVUU24	LVUU24		24 Hour Unmetered					\$ 0.0059																
Small Business																								
BSR	BSR	BSRNE	Business Single Rate	\$ 0.0747				\$ 0.0090					\$ 0.0057											
B2R	B2R	B2RNE	Business Two Rate	\$ 0.0747				\$ 0.0101	\$ 0.0051				\$ 0.0057											
SBTOU	SBTOU	SBTOUNE	Small Business Time of Use	\$ 0.0747				\$ 0.0135	\$ 0.0051	\$ 0.0094														
SBELE	SBELE	SBELENE	Small Business Electrify	\$ 0.0747				\$ 0.0171	\$ 0.0050	\$ 0.0088														
Medium Business																								
MBTOUD	MBTOUD	MBTOUDNE	Medium Business Time of Use Demand	\$ 0.0747				\$ 0.0097	\$ 0.0037	\$ 0.0068														
Large LV Business																								
LBAD	LBAD	LBADCB	Large LV Business Annual Demand					\$ 0.0077	\$ 0.0048															
LBADF	LBADF	LBADFCB	Large LV Business Agreed Demand Flexible					\$ 0.0077	\$ 0.0048															
LBMD	LBMD	LBMDCB	Large LV Business Monthly Demand					\$ 0.0077	\$ 0.0048															
Large HV Business																								
HVAD	HVAD	HVADCB	HV Business Annual Demand					\$ 0.0051	\$ 0.0032															
HVADF	HVADF	HVADFCB	HV Business Agreed Demand Flexible					\$ 0.0051	\$ 0.0032															
HVAD500	HVAD500	HVAD500CB	HV Business Annual Demand <500kVA					\$ 0.0077	\$ 0.0048															
HVMD	HVMD	HVMDCB	HV Business Monthly Demand					\$ 0.0051	\$ 0.0032															
Major Business																								
ZSS			Zone Substation kVA					\$ 0.0008																
ZSSF			Zone Substation kVA Flexible					\$ 0.0008																
STR			Sub Transmission kVA					\$ 0.0008																
STRF			Sub Transmission kVA Flexible					\$ 0.0008																
Generation Tariffs																								
Large LV Business																								
LBG	LBG	LBGCBD	Large LV Business Generation																					
LBGF	LBGF	LBGFCB	Large LV Business Generation Flexible																					
Large HV Business																								
HVBG	HVBG	HVBGCBD	HV Business Generation																					
HVBGF	HVBGF	HVBGFCB	HV Business Generation Flexible																					
Major Business																								
ZSSG			Zone Substation Generation																					
ZSSGF			Zone Substation Generation Flexible																					
STRG			Sub Transmission Generation																					
STRGF			Sub Transmission Generation Flexible																					

SA Power Networks' Tariffs 2025-26				SUPPLY	METERING	REBATE	REBATE	ENERGY BASED USAGE					ENERGY BASED USAGE				EXPORT		KVA DEMAND				
Price Schedule - Jurisdiction Scheme Obligation (JSO)								Single Rate and Time of Use consumption					CL Single Rate and Time of Use consumption				Export Charge	Export Credit	Actual/Agreed Annual			Actual Monthly Demand	
Code: SA	Code: CBD	>30 kW Export	Description	\$/day Supply Rate	\$/day Meter Charge	\$/day Diversify Tier 1	\$/day Diversify Tier 2	\$/kWh Single Rate	\$/kWh Peak	\$/kWh Off-Peak	\$/kWh Shoulder	\$/kWh Solar Sponge	\$/kWh Single Rate	\$/kWh Peak	\$/kWh Off-Peak	\$/kWh Solar Sponge	\$/kWh Solar Sponge	\$/kWh Peak	\$/kVA/day Peak	\$/kVA/day Anytime	\$/kVA/day Anytime Flex	\$/kVA/day Peak Summer	
Large LV Business Site Specific																							
LBAD305			Large LV Business Annual Demand					\$ 0.0073	\$ 0.0048														
LBAD342			Large LV Business Annual Demand					\$ 0.0073	\$ 0.0048														
LBAD422			Large LV Business Annual Demand					\$ 0.0073	\$ 0.0048														
LBAD977			Large LV Business Annual Demand					\$ 0.0073	\$ 0.0048														
LBMD979			Large LV Business Monthly Peak Demand					\$ 0.0073	\$ 0.0048														
Large HV Business Site Specific																							
HVAD265			HV Business Annual Demand					\$ 0.0048	\$ 0.0032														
HVAD276			HV Business Annual Demand					\$ 0.0048	\$ 0.0032														
HVAD381			HV Business Annual Demand					\$ 0.0048	\$ 0.0032														
HVAD439			HV Business Annual Demand					\$ 0.0048	\$ 0.0032														
Major Business Site Specific Tariffs																							
Major Business Zone Substation																							
ZSS025			Zone Substation kVA non-Locational					\$ 0.0008															
ZSS035			Zone Substation kVA non-Locational					\$ 0.0008															
ZSS104			Zone Substation kVA non-Locational					\$ 0.0008															
ZSS196			Zone Substation kVA non-Locational					\$ 0.0008															
ZSS272			Zone Substation kVA non-Locational					\$ 0.0008															
ZSS273			Zone Substation kVA non-Locational					\$ 0.0008															
ZSS296			Zone Substation kVA non-Locational					\$ 0.0008															
ZSS330			Zone Substation kVA non-Locational					\$ 0.0008															
ZSS376			Zone Substation kVA non-Locational					\$ 0.0008															
ZSS500			Zone Substation kVA non-Locational					\$ 0.0008															
ZSS550			Zone Substation kVA non-Locational					\$ 0.0008															
ZSS700			Zone Substation kVA non-Locational					\$ 0.0008															
ZSS850			Zone Substation kVA non-Locational					\$ 0.0008															
ZSS951			Zone Substation kVA non-Locational					\$ 0.0008															
Major Business Zone Substation Locational TUo5																							
ZSN021			Zone Substation kVA Locational					\$ 0.0008															
ZSN024			Zone Substation kVA Locational					\$ 0.0008															
ZSN228	ZSN228		Zone Substation kVA Locational					\$ 0.0008															
ZSN408			Zone Substation kVA Locational					\$ 0.0008															
ZSN438			Zone Substation kVA Locational					\$ 0.0008															
ZSN608			Zone Substation kVA Locational					\$ 0.0008															
Major Business Sub Transmission																							
STR069			Sub Transmission kVA non-Locational					\$ 0.0008															
STR123			Sub Transmission kVA non-Locational					\$ 0.0008															
STR148			Sub Transmission kVA non-Locational					\$ 0.0008															
STR162			Sub Transmission kVA non-Locational					\$ 0.0008															
STR404			Sub Transmission kVA non-Locational					\$ 0.0008															
STR483			Sub Transmission kVA non-Locational					\$ 0.0008															
STR610			Sub Transmission kVA non-Locational					\$ 0.0008															
STR749			Sub Transmission kVA non-Locational					\$ 0.0008															
Major Business Sub Transmission Locational																							
STN018			Sub Transmission kVA Locational					\$ 0.0008															
STN084			Sub Transmission kVA Locational					\$ 0.0008															
STN161			Sub Transmission kVA Locational					\$ 0.0008															
STN378			Sub Transmission kVA Locational					\$ 0.0008															
STN557			Sub Transmission kVA Locational					\$ 0.0008															
STN609			Sub Transmission kVA Locational					\$ 0.0008															
STN788			Sub Transmission kVA Locational					\$ 0.0008															

Table 13: Metering Tariff Schedule 2025-26

SA Power Networks' Tariffs 2025-26				SUPPLY	METERING	REBATE	REBATE	ENERGY BASED USAGE					ENERGY BASED USAGE				EXPORT		KVA DEMAND											
Price Schedule - Metering								Single Rate and Time of Use consumption					CL Single Rate and Time of Use consumption				Export Charge	Export Credit	Actual/Agreed Annual			Actual Monthly								
Code: SA	Code: CBD	>30 kW Export	Description	\$/day	\$/day	\$/day	\$/day	\$/kWh	\$/kWh	\$/kWh	\$/kWh	\$/kWh	\$/kWh	\$/kWh	\$/kWh	\$/kWh	\$/kWh	\$/kWh	\$/kWh	\$/kWh	\$/kWh	\$/kWh	\$/kWh	\$/kWh	\$/kWh	\$/kWh	\$/kWh			
				Supply Rate	Meter Charge	Tier 1	Tier 2	Single Rate	Peak	Off-Peak	Shoulder	Solar Sponge	Single Rate	Peak	Off-Peak	Solar Sponge	Solar Sponge	Peak	Peak	Peak	Anytime	Anytime Flex	Peak Summer							
Residential																														
RSR	RSR	RSRNE	Residential Single Rate		\$ 0.0255																									
RTOU	RTOU	RTOUNE	Residential Time of Use		\$ 0.0255																									
RESELE	RESELE	RESELENE	Residential Electrify		\$ 0.0255																									
Small & Medium Business																														
Unmetered																														
LVUU24	LVUU24		24 Hour Unmetered																											
Small Business																														
BSR	BSR	BSRNE	Business Single Rate		\$ 0.0255																									
B2R	B2R	B2RNE	Business Two Rate		\$ 0.0255																									
SBTOU	SBTOU	SBTOUNE	Small Business Time of Use		\$ 0.0255																									
SBELE	SBELE	SBELENE	Small Business Electrify		\$ 0.0255																									
Medium Business																														
MBTOUD	MBTOUD	MBTOUDNE	Medium Business Time of Use Demand		\$ 0.0255																									
Large LV Business																														
LBAD	LBADCBD		Large LV Business Annual Demand																											
LBADF	LBADFCBD		Large LV Business Agreed Demand Flexible																											
LBMD	LBMDCBD		Large LV Business Monthly Demand																											
Large HV Business																														
HVAD	HVADCBD		HV Business Annual Demand																											
HVADF	HVADFCBD		HV Business Agreed Demand Flexible																											
HVADS00	HVADS00CBD		HV Business Annual Demand <500kVA																											
HVMD	HVMDCBD		HV Business Monthly Demand																											
Major Business																														
ZSS			Zone Substation kVA																											
ZSSF			Zone Substation kVA Flexible																											
STR			Sub Transmission kVA																											
STRF			Sub Transmission kVA Flexible																											
Generation Tariffs																														
Large LV Business																														
LBG	LBGCBD		Large LV Business Generation																											
LBGF	LBGFCBD		Large LV Business Generation Flexible																											
Large HV Business																														
HVBG	HVBGCBD		HV Business Generation																											
HVBGF	HVBGFCBD		HV Business Generation Flexible																											
Major Business																														
ZSSG			Zone Substation Generation																											
ZSSGF			Zone Substation Generation Flexible																											
STRG			Sub Transmission Generation																											
STRGF			Sub Transmission Generation Flexible																											

SA Power Networks' Tariffs 2025-26				SUPPLY		METERING		REBATE		REBATE		ENERGY BASED USAGE					ENERGY BASED USAGE				EXPORT		KVA DEMAND			
Price Schedule - Metering				\$/day	\$/day	\$/day Diversify Tier 1	\$/day Diversify Tier 2	Single Rate and Time of Use consumption					CL Single Rate and Time of Use consumption				Export Charge	Export Credit	Actual/Agreed Annual			Actual Monthly Demand				
Code: SA	Code: CBD	>30 kW Export	Description	Supply Rate	Meter Charge	Tier 1	Tier 2	Single Rate	Peak	Off-Peak	Shoulder	Solar Sponge	Single Rate	Peak	Off-Peak	Solar Sponge	Solar Sponge	Peak	Peak	Peak	Anytime	Anytime Flex	Peak Summer			
Large LV Business Site Specific																										
			LBAD305 Large LV Business Annual Demand																							
			LBAD342 Large LV Business Annual Demand																							
			LBAD422 Large LV Business Annual Demand																							
			LBAD977 Large LV Business Annual Demand																							
			LBMD979 Large LV Business Monthly Peak Demand																							
Large HV Business Site Specific																										
			HVAD265 HV Business Annual Demand																							
			HVAD276 HV Business Annual Demand																							
			HVAD381 HV Business Annual Demand																							
			HVAD439 HV Business Annual Demand																							
Major Business Site Specific Tariffs																										
Major Business Zone Substation																										
			ZSS025 Zone Substation kVA non-Locational																							
			ZSS035 Zone Substation kVA non-Locational																							
			ZSS104 Zone Substation kVA non-Locational																							
			ZSS196 Zone Substation kVA non-Locational																							
			ZSS272 Zone Substation kVA non-Locational																							
			ZSS273 Zone Substation kVA non-Locational																							
			ZSS296 Zone Substation kVA non-Locational																							
			ZSS330 Zone Substation kVA non-Locational																							
			ZSS376 Zone Substation kVA non-Locational																							
			ZSS500 Zone Substation kVA non-Locational																							
			ZSS550 Zone Substation kVA non-Locational																							
			ZSS700 Zone Substation kVA non-Locational																							
			ZSS850 Zone Substation kVA non-Locational																							
			ZSS951 Zone Substation kVA non-Locational																							
Major Business Zone Substation Locational TUoS																										
			ZSN021 Zone Substation kVA Locational																							
			ZSN024 Zone Substation kVA Locational																							
		ZSN228	ZSN228 Zone Substation kVA Locational																							
			ZSN408 Zone Substation kVA Locational																							
			ZSN438 Zone Substation kVA Locational																							
			ZSN608 Zone Substation kVA Locational																							
Major Business Sub Transmission																										
			STR069 Sub Transmission kVA non-Locational																							
			STR123 Sub Transmission kVA non-Locational																							
			STR148 Sub Transmission kVA non-Locational																							
			STR162 Sub Transmission kVA non-Locational																							
			STR404 Sub Transmission kVA non-Locational																							
			STR483 Sub Transmission kVA non-Locational																							
			STR610 Sub Transmission kVA non-Locational																							
			STR749 Sub Transmission kVA non-Locational																							
Major Business Sub Transmission Locational																										
			STN018 Sub Transmission kVA Locational																							
			STN084 Sub Transmission kVA Locational																							
			STN161 Sub Transmission kVA Locational																							
			STN378 Sub Transmission kVA Locational																							
			STN557 Sub Transmission kVA Locational																							
			STN609 Sub Transmission kVA Locational																							
			STN788 Sub Transmission kVA Locational																							

Appendix B: Pricing schedules – Alternative Control Services (ACS)

Appendix B1: Pricing Schedules – ACS Ancillary Network Services

The fixed-fee prices for Ancillary Network Services for 2025-26 and indicative prices 2026-26 to 2029-30 are provided in Table 14, with labour rates for quoted services provided in Table 15. All prices listed are exclusive of GST.

Table 14: 2025-26 fixed-fee prices for Ancillary Network Services (\$ nominal)

Service Group	Service	Service Description	ACS Fee Code	2025-26	2026-27	2027-28	2028-29	2029-30
Network Ancillary Services – customer and third-party initiated services related to common distribution services								
Access permits, oversight and facilitation	Standard Charge Network Access Permit (8am - 3pm)	Organisation of switching requirements and field work to allow 3rd party access to de-energised assets or to work in close proximity of SA Power Networks assets, where work is completed between 8am and 3pm. This fee includes the administration associated with arranging the permit, and field work to issue the permit and relinquish the permit once work is completed.	ACS450	\$1,424.81	\$1,475.06	\$1,528.49	\$1,585.13	\$1,646.68
	Standard NAP Extended daytime hours (6am - 6pm) (Weekdays)	Organisation of switching requirements and field work to allow 3rd party access to de-energised assets or to work in close proximity of SA Power Networks assets, where the issuing of the permit or relinquishing of the permit is required to be completed between the hours of 6am and 6pm on weekdays.	ACS451	\$2,590.33	\$2,681.69	\$2,778.82	\$2,881.80	\$2,993.69

Service Group	Service	Service Description	ACS Fee Code	2025-26	2026-27	2027-28	2028-29	2029-30
	Emergency NAP / Weekends / Night shift	Organisation of switching requirements and field work to allow 3rd party access to de-energised assets or to work in close proximity of SA Power Networks assets, where the issuing of the permit or relinquishing of the permit is required to be completed outside of business hours or in an emergency.	ACS452	\$3,646.86	\$3,775.48	\$3,912.23	\$4,057.21	\$4,214.74
	Network access management fee - cancellation	Cancellation of network access permit within 2 full business days of confirmed date.	ACS429	\$663.43	\$686.83	\$711.71	\$738.09	\$766.75
	Network access request - complex	Organisation of switching requirements and field work to allow 3rd party access to de-energised assets.	ACS380	Quoted	Quoted	Quoted	Quoted	Quoted
Network safety services	High Load Escorts	Assistance to a third party to transport a large vehicular load. Includes provision of labour and equipment to temporarily raise or remove mains to allow load to pass freely.	ACS390	Quoted	Quoted	Quoted	Quoted	Quoted
	Temporary line covering (e.g. tiger tails)	Temporary covering of LV mains, e.g. to erect and remove 'Tiger Tails' on LV mains.	ACS371	\$1,089.65	\$1,128.08	\$1,168.94	\$1,212.26	\$1,259.33
	Repeat call out - customer caused impact on the network (not first call out)	Customer requested network inspection to determine the cause of a customer outage, where there may be a safety and or reliability impact on the network or related component, and associated works to rectify a customer caused impact on the network. This charge is not applicable where it is determined that the customer outage was caused by a fault on the network or it is the first call out.	ACS382	Quoted	Quoted	Quoted	Quoted	Quoted
Inspection and auditing services	Site Inspection	Site inspection to determine nature of the requested connection service < 2 hrs.	ACS398	\$442.76	\$458.38	\$474.98	\$492.58	\$511.71

Service Group	Service	Service Description	ACS	2025-26	2026-27	2027-28	2028-29	2029-30
			Fee Code					
	Re-inspection for compliance	Re-inspection of an asset issued with a non-compliance notice (including travel time) – up to 3 hours normal time. This fee will also apply where a certificate of compliance is required for disconnection &/or reconnection	ACS345	\$529.65	\$548.33	\$568.19	\$589.25	\$612.13
	Re-inspection for compliance > 3hrs	Re-inspection of an asset issued with a non-compliance notice – hourly rate after 3 hours normal time.	ACS346	\$176.54	\$182.77	\$189.39	\$196.41	\$204.04
	Re-inspection for compliance – after hours	Re-inspection of an asset issued with a non-compliance notice – hourly rate after hours.	ACS347	\$351.73	\$364.14	\$377.33	\$391.31	\$406.50
	Works & Design compliance	Works/design compliance of an asset to be vested by a customer/developer to SA Power Networks. This includes administration, design compliance against specification and vesting. Applies to contestable works such as RDs (real estate developments) and contestable connections where SA Power Networks is not the constructor of the extension works.	ACS344	Quoted	Quoted	Quoted	Quoted	Quoted
	Specification re-compliance	Resubmission of a design which previously did not satisfy the SA Power Networks spec.	ACS343	Quoted	Quoted	Quoted	Quoted	Quoted
Security Lights	Security Lighting - HID <=400W	Annual fee for floodlight capital cost recovery and maintenance of installed security lights up to 400W (non-LED). This fee also includes removal of the light, installation costs are recovered as a quoted fee upon request.	ACS453	\$215.39	\$221.83	\$228.54	\$235.52	\$242.85
	Security Lighting - HID >400W	Annual fee for floodlight capital cost recovery and maintenance of installed security lights greater than 400W (non-LED). This fee also includes removal of the light, installation costs are recovered as a quoted fee upon request.	ACS454	\$385.59	\$397.13	\$409.14	\$421.63	\$434.75

Service Group	Service	Service Description	ACS Fee Code	ACS				
				2025-26	2026-27	2027-28	2028-29	2029-30
	Security Lighting - LED <=200W	Annual fee for floodlight capital cost recovery and maintenance of installed LED security lights up to 200W. This fee also includes removal of the light, installation costs are recovered as a quoted fee upon request.	ACS455	\$271.23	\$279.35	\$287.80	\$296.58	\$305.81
	Security Lighting - LED >200W	Annual fee for floodlight capital cost recovery and maintenance of installed LED security lights greater than 200W. This fee also includes removal of the light, installation costs are recovered as a quoted fee upon request.	ACS456	\$503.93	\$519.01	\$534.71	\$551.03	\$568.18
	Security light installation / upgrade	Customer requested installation of new security lighting or upgrade of existing security lighting	ACS412	Quoted	Quoted	Quoted	Quoted	Quoted
Customer requested provision of electricity network data & asset location services	Location of underground mains – provision of plans from office	Location of underground mains at the request of a customer – provision of plans from the office (no site visit required).	ACS373	\$176.54	\$182.77	\$189.39	\$196.41	\$204.04
	Location of underground mains at the request of a customer	Location of underground mains at the request of a customer – site visit required	ACS374	Quoted	Quoted	Quoted	Quoted	Quoted
	Asset information request	Provision of asset information relating to condition, rating or available capacity to engineering consultants and electrical contractors and the supply of GIS information to customers or authorities < 1 hours work per request.	ACS377	\$220.67	\$228.45	\$236.72	\$245.49	\$255.02
	Asset info request - Ground level transformers (site visit to open and visually see equipment)	Confirmation of available equipment in ground level transformers where the door needs to be opened by a SA Power Networks employee.	ACS379	\$442.76	\$458.38	\$474.98	\$492.58	\$511.71

Service Group	Service	Service Description	ACS	2025-26	2026-27	2027-28	2028-29	2029-30
			Fee Code					
	Swing & Sag Calculations up to 11kV	Project management and survey work undertaken to prepare and issue a swing and sag calculation letter for the customer – up to 11kV.	ACS419	\$2,657.89	\$2,751.63	\$2,851.30	\$2,956.97	\$3,071.78
	Swing & Sag Calculations > 11kV	Project management and survey work undertaken to prepare and issue a swing and sag calculation letter for the customer - > 11KV.	ACS428	\$3,543.41	\$3,668.38	\$3,801.25	\$3,942.12	\$4,095.18
	Other data requests	Any other customer requested provision of electricity network information	ACS422	Quoted	Quoted	Quoted	Quoted	Quoted

Retailer Requested Metering services—activities relating to the measurement of electricity supplied to and from customers through the distribution system (excluding network meters)

Auxiliary metering services (type 5 to 7 metering installations)	Meter test – single phase	Customer requested meter test where SA Power Networks is the Metering Coordinator (MC) and when a test is required due to high account or a subsequent incorrect functioning solar installation.	ACS356	\$160.01	\$165.65	\$171.65	\$178.01	\$184.92
	Meter test – additional single-phase meter	Testing of each additional single-phase meter in conjunction with single phase meter test.	ACS357	\$0.00	\$0.00	\$0.00	\$0.00	\$0.00
	Meter test – three-phase	Customer requested meter test where SA Power Networks is the Metering Coordinator (MC) and when a test is required due to high account or a subsequent incorrect functioning solar installation.	ACS358	\$160.01	\$165.65	\$171.65	\$178.01	\$184.92
	Meter test – additional three phase meter	Testing of each additional three-phase meter in conjunction with single phase meter test.	ACS359	\$0.00	\$0.00	\$0.00	\$0.00	\$0.00

Service Group	Service	Service Description	ACS	2025-26	2026-27	2027-28	2028-29	2029-30
			Fee Code					
	Priority or out of hour appointment – less than 3 hours	Provision of a priority appointment at the customer’s request. Work will be undertaken out of hours or during normal hours in which case another job will be done after hours to accommodate the requested date. Charge per person.	ACS401	\$273.10	\$282.73	\$292.97	\$303.83	\$315.63
	Charge for Meter Test (where an appointment has been requested by the customer's retailer) where SAPN is MC	This charge applies when an appointment is requested for a retailer-requested meter test. Charge is the combination of ACS356 and ACS401, where ACS401 reflects only the incremental costs associated with facilitating an appointment.	ACS460	\$433.12	\$448.40	\$464.64	\$481.86	\$500.57
	Meter inspection fee	Request to complete physical inspection where SA Power Networks is the Metering Coordinator (MC) due to suspected meter tampering, equipment damage, or requested by the customer or their retailer.	ACS364	\$71.73	\$74.26	\$76.95	\$79.80	\$82.90
	Meter inspection fee – each additional meter	Request to complete physical inspection where SA Power Networks is the Metering Coordinator (MC) - each additional meter.	ACS365	\$0.00	\$0.00	\$0.00	\$0.00	\$0.00
	Meter Inspection Fee (where an appointment has been requested by the customer's retailer)	This charge applies when an appointment is requested for a retailer-requested meter inspection. Charge is the combination of ACS364 and ACS401, where ACS401 reflects only the incremental costs associated with facilitating an appointment.	ACS461	\$344.82	\$356.98	\$369.91	\$383.62	\$398.51
	Special meter read visit – normal hours	A special meter reading visit occurs when a customer requests a check read or special read at premises.	ACS386	\$19.30	\$19.98	\$20.70	\$21.47	\$22.30
	Special meter read visit – after hours	A special meter reading visit occurs when a customer requests a check read or special read at premises (where after-hours visit is requested).	ACS387	\$129.66	\$134.23	\$139.09	\$144.24	\$149.84

Service Group	Service	Service Description	ACS Fee Code	2025-26	2026-27	2027-28	2028-29	2029-30
	Special Read / Disco / Reco - Cancellation	Special meter reading, disconnection, or reconnection visit which is subsequently cancelled. This fee will be charged for all service orders cancelled prior to the work being completed.	ACS388	\$15.17	\$15.71	\$16.28	\$16.88	\$17.54
	Meter read – subsequent attempt	Subsequent attempts to read a meter after reasonable attempt has been made but has been unsuccessful due to access difficulties.	ACS389	\$19.30	\$19.98	\$20.70	\$21.47	\$22.30
	Meter reconfiguration	On-site reconfiguration of meters in response to customer requests such as changes to tariffs, two-rate meter settings, time clocks	ACS308	Quoted	Quoted	Quoted	Quoted	Quoted
	Charge for meter removal	Includes both single and multiphase meters e.g. removal of redundant Controlled Load tariff meter (not permanent removal of supply or NMI)	ACS304	Quoted	Quoted	Quoted	Quoted	Quoted
	Other metering services	All other metering services requested by the Retailer that are not listed above	ACS462	Quoted	Quoted	Quoted	Quoted	Quoted
Retailer requested connection services—services relating to the electrical or physical connection of a customer to the network								
Removal of Service	Permanent abolishment of LV service	Request for permanent abolishment of the LV supply provision (this does not include the removal of additional distribution assets i.e. poles and transformers)	ACS301	\$816.55	\$845.35	\$875.97	\$908.43	\$943.70
Temporary disconnection & reconnection services	Retailer fee - disconnection & reconnection – Disconnection at meter	Retailer requested disconnection of supply.	ACS403	\$57.92	\$59.96	\$62.13	\$64.43	\$66.93
	Retailer fee - disconnection & reconnection – reconnection at meter	Retailer requested reconnection of supply.	ACS404	\$57.92	\$59.96	\$62.13	\$64.43	\$66.93

Service Group	Service	Service Description	ACS	2025-26	2026-27	2027-28	2028-29	2029-30
			Fee Code					
	Retailer fee - disconnection & reconnection – reconnect meter after hours	Retailer requested reconnection of supply after hours.	ACS405	\$129.66	\$134.23	\$139.09	\$144.24	\$149.84
	Retailer fee - Knock before you disconnect	Retailer request to knock before an installation is disconnected for non-payment. This would be completed a few days before the disconnection date, encouraging the customer to contact their retailer prior to disconnection	ACS406	\$43.32	\$44.85	\$46.47	\$48.19	\$50.06
	Retailer fee - disconnection & reconnection O/head - truck attendance	Retailer requested disconnection and reconnection of supply where a line truck is required (e.g. for a pole top disconnection).	ACS430	\$1,154.47	\$1,195.19	\$1,238.48	\$1,284.38	\$1,334.25
	Retailer fee - Temporary isolation of customer's LV supply >100Amp	Retailer fee for disconnecting and reconnecting a customer, service >100Amp, requiring more complex solution and specialist connect mechanics	ACS432	Quoted	Quoted	Quoted	Quoted	Quoted
	Third party requested outage for purpose of replacing a meter	At the request of a retailer provide notification to affected customers and facilitate the disconnection & reconnection of customer metering installations where a retailer planned interruption cannot be conducted.	ACS457	\$445.52	\$461.23	\$477.94	\$495.65	\$514.89
	Multi-site outages for purpose of replacing a meter	Single Crew RTI for multi-site – 2 NMIs	ACS472	\$291.59	\$301.87	\$312.80	\$324.39	\$336.99
		Single Crew RTI for multi-site – 3 NMIs	ACS473	\$194.40	\$201.26	\$208.55	\$216.28	\$224.68
		Single Crew RTI for multi-site – 4 NMIs	ACS474	\$145.80	\$150.94	\$156.41	\$162.21	\$168.51
		Single Crew RTI for multi-site – 5 NMIs	ACS475	\$116.64	\$120.75	\$125.12	\$129.76	\$134.80
		Single Crew RTI for multi-site – 6 NMIs	ACS476	\$125.08	\$129.49	\$134.18	\$139.15	\$144.55
		Single Crew RTI for multi-site – 7 NMIs	ACS477	\$107.21	\$110.99	\$115.01	\$119.27	\$123.90
		Single Crew RTI for multi-site – 8 NMIs	ACS478	\$93.81	\$97.12	\$100.64	\$104.37	\$108.42
		Single Crew RTI for multi-site – 9 NMIs	ACS479	\$83.39	\$86.33	\$89.46	\$92.78	\$96.38
		Single Crew RTI for multi-site – 10 NMIs	ACS480	\$75.05	\$77.70	\$80.51	\$83.49	\$86.73

Service Group	Service	Service Description	ACS	2025-26	2026-27	2027-28	2028-29	2029-30
			Fee Code					
		Single Crew RTI for multi-site – Over 10 NMIs	ACS481	\$69.80	\$72.26	\$74.88	\$77.65	\$80.66
		Truck Crew RTI for multi-site – 2 NMIs	ACS492	\$673.22	\$696.96	\$722.20	\$748.96	\$778.04
		Truck Crew RTI for multi-site – 3 NMIs	ACS493	\$448.81	\$464.64	\$481.47	\$499.31	\$518.70
		Truck Crew RTI for multi-site – 4 NMIs	ACS494	\$336.61	\$348.48	\$361.10	\$374.48	\$389.02
		Truck Crew RTI for multi-site – 5 NMIs	ACS495	\$269.29	\$278.79	\$288.89	\$299.60	\$311.23
		Truck Crew RTI for multi-site – 6 NMIs	ACS496	\$285.12	\$295.18	\$305.87	\$317.21	\$329.53
		Truck Crew RTI for multi-site – 7 NMIs	ACS497	\$244.38	\$253.00	\$262.16	\$271.88	\$282.44
		Truck Crew RTI for multi-site – 8 NMIs	ACS498	\$213.84	\$221.38	\$229.40	\$237.90	\$247.14
		Truck Crew RTI for multi-site – 9 NMIs	ACS499	\$190.08	\$196.78	\$203.91	\$211.47	\$219.68
		Truck Crew RTI for multi-site – 10 NMIs	ACS500	\$171.07	\$177.10	\$183.51	\$190.31	\$197.70
		Truck Crew RTI for multi-site – Over 10 NMIs	ACS501	\$157.09	\$162.63	\$168.52	\$174.77	\$181.56
Retailer Bypass Request	Retailer Initiated Alteration Bypass Fee	Supply restoration due to third party meter fault or issue within metropolitan area	ACS458	\$509.76	\$527.74	\$546.85	\$567.12	\$589.14
	Retailer Initiated Alteration Bypass Fee	Supply restoration due to third party meter fault or issue within regional area	ACS459	\$758.38	\$785.13	\$813.57	\$843.72	\$876.48
Connection services—services relating to the electrical or physical connection of a customer to the network								
Temporary supply services	Temporary supply -overhead or underground on existing pole	Provision of a temporary over to under service or overhead service on an existing Stobie pole that is located up to 25 metres from the customer’s property boundary on the mains side of the street.	ACS141	\$1,515.85	\$1,569.31	\$1,626.15	\$1,686.41	\$1,751.89
	Temporary supply - Existing pit/pillar	Provision of a temporary service from an existing low voltage service pit/pillar that is located up to 25 metres from the property boundary.	ACS145	\$606.89	\$628.29	\$651.05	\$675.18	\$701.40

Service Group	Service	Service Description	ACS Fee Code	2025-26	2026-27	2027-28	2028-29	2029-30
	Temporary supply - New pole required	Provision of a temporary over to under service on a new low voltage pole which includes one span of LV ABC mains up to 25 metres from the existing supply mains or provision of a temporary single or multi-phase overhead service from a new low voltage pole to a structure provided by the customer i.e. customer installs a temporary pole and meter box, in lieu of an over to under service and where multi phases is available.	ACS104	Quoted	Quoted	Quoted	Quoted	Quoted
	Temporary supply - New pit/pillar required	Provision of a temporary service from a new low voltage service pit/pillar that is located up to 25 metres from the existing supply mains. A customer may elect to trench to a pit which is greater than 25 metres, but no further than 100 metres from their property boundary, and on the same side of the street. The customer will be responsible for all costs associated with these works and obtaining all relevant authorities' approvals.	ACS143	Quoted	Quoted	Quoted	Quoted	Quoted
Temporary disconnection & reconnection services	Temporary disconnect and reconnect - customer requested	Requests for a temporary disconnection and reconnection, requiring a line truck attendance.	ACS302	\$1,150.34	\$1,190.91	\$1,234.05	\$1,279.78	\$1,329.47
		Requests for a temporary disconnection and reconnection, requiring a single person crew attendance.	ACS330	\$368.26	\$381.25	\$395.06	\$409.70	\$425.61
		Temporary isolation of customer's LV supply >100Amp capacity	ACS303	Quoted	Quoted	Quoted	Quoted	Quoted

Service Group	Service	Service Description	ACS Fee Code	2025-26	2026-27	2027-28	2028-29	2029-30
Contestable Specification fees	Connections specification fee - \$0-\$200k project	Work undertaken in preparing and issuing the specification including one site visit for customer extension works. Project value \$0 - \$200k based on contestable value of project.	ACS340	\$3,319.97	\$3,437.06	\$3,561.55	\$3,693.54	\$3,836.95
	Connections specification fee - >\$200k project	Work undertaken in preparing and issuing the specification including one site visit for customer extension works. Project value greater than \$200k based on contestable value of project.	ACS341	\$5,867.51	\$6,074.45	\$6,294.47	\$6,527.73	\$6,781.18
Miscellaneous customer charges	Excess kVAr incentive	The Excess kVAr incentive charge is applied in accordance with Power Factor requirements outlined in SA Power Networks' Service & Installation Rules. The charges are measured based on the most recent regulatory year and applied for the upcoming regulatory year.	ACS366	\$67.58	\$69.96	\$72.49	\$75.18	\$78.10
	Priority or out of hour appointment – less than 3 hours	Provision of a priority appointment at the customer's request. Work will be undertaken out of hours or during normal hours in which case another job will be done after hours to accommodate the requested date. Charge per person.	ACS401	\$273.10	\$282.73	\$292.97	\$303.83	\$315.63
	Wasted Visit - Meter Provider Non-Attendance	Where SA Power Networks was unable to complete the scheduled connection or alteration due to the metering provider's non-attendance.	ACS395	Quoted	Quoted	Quoted	Quoted	Quoted
	Wasted Visit – Scheduled Customer Connection Appointment	Where SA Power Networks was unable to complete the scheduled connection or metering works due to the customer's installation not being ready or compliant.	ACS396	Quoted	Quoted	Quoted	Quoted	Quoted

Service Group	Service	Service Description	ACS	2025-26	2026-27	2027-28	2028-29	2029-30
			Fee Code					
	Late Cancellation of Connection Appointment	Where a connection appointment is cancelled with less than 2 full business days' notice prior to the connection date by the customer/their agent, retailer or metering provider.	ACS397	Quoted	Quoted	Quoted	Quoted	Quoted
	Solar installation enquiry – single phase	Customer requests SA Power Networks to attend a single-phase solar installation which is not functioning correctly, and it is determined by the SA Power Networks' personnel that the problem is a result of the customer's solar installation being incorrectly set / malfunctioning.	ACS360	\$160.01	\$165.65	\$171.65	\$178.01	\$184.92
	Solar installation enquiry – three-phase	Customer requests SA Power Networks to attend a multi-phase solar installation which is not functioning correctly, and it is determined by the SA Power Networks' personnel that the problem is a result of the customer's solar installation being incorrectly set / malfunctioning.	ACS362	\$160.01	\$165.65	\$171.65	\$178.01	\$184.92
Enhanced connection services	Alter/relocate/replace of overhead/underground service	Customer request for relocation / alteration or replacement of an existing overhead or underground service.	ACS106	\$1,677.22	\$1,736.37	\$1,799.26	\$1,865.94	\$1,938.39
	Multiphase upgrade - O/under or O/head	Provision of an over to under service on an existing low voltage stobie pole or an overhead service from an existing low voltage stobie pole and the requested number of phases are available.	ACS109	\$1,726.87	\$1,787.77	\$1,852.52	\$1,921.17	\$1,995.76
	Multiphase upgrade - existing service pit/pillar	Connection provided from an existing suitable low voltage service pit / pillar and the requested number of phases are available at the service point.	ACS110	\$704.82	\$729.68	\$756.11	\$784.13	\$814.58

Service Group	Service	Service Description	ACS	2025-26	2026-27	2027-28	2028-29	2029-30
			Fee Code					
	Additional service for a duplex split (existing metered strata title split into two Torrens titles, no additional load)	Provision of an over to under service on an existing low voltage stobie pole or from an existing service pit/pillar that is located up to 25 metres from the customer's property boundary on the same side of the street and the requested number of phases are available.	ACS111	\$1,699.28	\$1,759.21	\$1,822.93	\$1,890.49	\$1,963.89
	Distribution energy resource firm offer - >30kW-200kW	Work undertaken for the network analysis, preparing and issuing an offer letter, contract and associated commissioning for the customer's distributed energy resource.	ACS427	\$4,999.94	\$5,176.28	\$5,363.77	\$5,562.54	\$5,778.52
	Distributed energy resource services	All other distributed energy resource services, including for generation >200kW, miscellaneous services associated with distribution connected unit connections	ACS463	Quoted	Quoted	Quoted	Quoted	Quoted
	Asset relocation services	All requests for relocation of assets on the electricity distribution network, including relocation of poles, relocation or adjusting the height of pit/pillars, relocating or underground conductor or cable	ACS464	Quoted	Quoted	Quoted	Quoted	Quoted
	Back-up feeder charge	This charge is applied when a customer has two connection points supplying their site and full supply can be taken from either supply point.	ACS367	Quoted	Quoted	Quoted	Quoted	Quoted
	All other connections, no additional load	Includes provision of additional services where new assets are required (including new service pit / pillar, new service pole or LV mains >25m and flying services)	ACS200	Quoted	Quoted	Quoted	Quoted	Quoted
Training Services	Training	Provision of training to third parties for network related access	ACS465	Quoted	Quoted	Quoted	Quoted	Quoted
Material Sales	Material Sales	Sale of approved materials or equipment	ACS466	Quoted	Quoted	Quoted	Quoted	Quoted

Table 15: 2025-26 Labour rates for quoted services (\$ nominal)

Labour Code	Description	2025-26		2026-27		2027-28		2028-29		2029-30	
		Ordinary Time	Overtime	Ordinary Time	Overtime	Ordinary Time	Overtime	Ordinary Time	Overtime	Ordinary Time	Overtime
Admin	Administrative Officer	\$103.03	\$177.03	\$106.66	\$183.27	\$110.52	\$189.91	\$114.62	\$196.95	\$119.07	\$204.60
PM	Project Manager	\$208.33	\$354.15	\$215.68	\$366.64	\$223.49	\$379.92	\$231.77	\$394.00	\$240.77	\$409.30
FW	Field Worker	\$189.70	\$309.32	\$196.39	\$320.23	\$203.50	\$331.83	\$211.04	\$344.13	\$219.23	\$357.49
Tech	Technical Specialist	\$208.33	\$354.15	\$215.68	\$366.64	\$223.49	\$379.92	\$231.77	\$394.00	\$240.77	\$409.30
Eng	Engineer	\$194.44	\$330.54	\$201.30	\$342.20	\$208.59	\$354.59	\$216.32	\$367.73	\$224.72	\$382.01
SEng	Senior Engineer	\$222.21	\$377.75	\$230.05	\$391.07	\$238.38	\$405.23	\$247.21	\$420.25	\$256.81	\$436.57

Appendix B2: Feeder Charges

All prices exclude GST.

NMI	\$/Day NMI	\$/Day
20021985507	\$273.00	20022633021 \$15.00
20023299193	\$60.00	20022682480 \$198.00
20022137882	\$360.00	SAAAAAB0173 \$120.00
20023326039	\$3.00	SAAAAAA1040 \$494.00
20022162766	\$340.00	20022538451 \$345.00
20021317818	\$116.00	20022762281 \$1,119.00
20022310267	\$118.00	SAAAAAB1238 \$65.00
SAAAAAA8142	\$86.00	SAAAAAA1066 \$304.00
20025613765	\$329.00	20022381259 \$118.00
20023365275	\$303.00	SAAAAAA8911 \$106.00
20023106105	\$26.00	20022869211 \$13.00
20025624836	\$169.00	20023558509 \$823.00
20023178175	\$1.00	20022120619 \$275.00
SAAAAAC1956	\$79.00	20022596114 \$12.00
20022571628	\$274.00	20022095321 \$125.00
20022377710	\$22.00	SAAAAAA0851 \$573.00
20022134681	\$85.00	SAAAAAA8555 \$38.00
20021788040	\$33.00	20021086506 \$17.00
20022367271	\$27.00	SAAAAAD2408 \$7.00
20021959519	\$398.00	SAAAAAA3233 \$114.00
20021742658	\$364.00	20021472553 \$261.00
SAAAAAA1966	\$329.00	SAAAAAA2566 \$331.00
20022582161	\$16.00	
20021126095	\$1,177.00	Substation Charge (Unregulated)

Appendix B3: Excess kVAr incentive charges

All prices exclude GST.

NMI	\$/Day	NMI	\$/Day	NMI	\$/Day
SAAAAAA0843	\$1,106.00	SAAAAAB4479	\$7.00	SAAAAAD0017	\$5.00
SAAAAAA0217	\$132.00	SAAAAAE7248	\$7.00	20016976149	\$5.00
20022162766	\$73.00	20021787348	\$7.00	20017154358	\$5.00
20022274535	\$38.00	SAAAAAB1972	\$7.00	20017546033	\$5.00
SAAAAAB4505	\$28.00	SAAAAAC8271	\$7.00	20023389300	\$5.00
20023082996	\$24.00	SAAAAAE6012	\$7.00	SAAAAAA3111	\$5.00
20023328488	\$23.00	20017650869	\$7.00	20010004198	\$5.00
20010003811	\$22.00	SAAAAAA3290	\$7.00	20010082160	\$5.00
SAAAAAB4561	\$22.00	SAAAAAE3819	\$7.00	20011935231	\$5.00
20016821840	\$21.00	20010006079	\$7.00	20016321791	\$5.00
20021960907	\$15.00	20010006243	\$7.00	SAAAAAA6492	\$5.00
20022180803	\$14.00	SAAAAAB4513	\$7.00	SAAAAAB5980	\$5.00
SAAAAAC4710	\$14.00	20014170656	\$6.00	20016009678	\$4.00
SAAAAAC8074	\$13.00	SAAAAAC4109	\$6.00	20016180637	\$4.00
SAAAAAA7481	\$12.00	20022010091	\$6.00	20023599650	\$4.00
SAAAAAB4850	\$12.00	SAAAAAD6390	\$6.00	SAAAAAB0059	\$4.00
20016727524	\$12.00	SAAAAAD6656	\$6.00	SAAAAAC9049	\$4.00
20025783038	\$11.00	SAAAAAB4925	\$6.00	20017610015	\$4.00
SAAAAAA4835	\$11.00	SAAAAAD1907	\$6.00	20023062214	\$4.00
20016845907	\$10.00	20017061456	\$6.00	SAAAAAA8969	\$4.00
20017332449	\$10.00	SAAAAAB2656	\$6.00	SAAAAAD0767	\$4.00
20021317832	\$10.00	20010034665	\$6.00	20017346820	\$4.00
20016801605	\$10.00	20010048425	\$6.00	20022101701	\$4.00
20021386779	\$10.00	20021350100	\$6.00	SAAAAAD6473	\$4.00
20013732345	\$9.00	20022328365	\$6.00	20010004362	\$4.00
20010067342	\$9.00	SAAAAAD4361	\$6.00	20010007695	\$4.00
SAAAAAA1966	\$9.00	20015163055	\$5.00	20022599032	\$4.00
20017005270	\$9.00	20016685205	\$5.00	20025922362	\$4.00
SAAAAAA1081	\$8.00	20022330933	\$5.00	20010051835	\$4.00
SAAAAAC4775	\$8.00	20010000354	\$5.00	20010080751	\$4.00
SAAAAAE3750	\$8.00	20017074093	\$5.00	20015043321	\$4.00
20021586288	\$8.00	20021531798	\$5.00	20016178779	\$4.00
SKLBWKLHS13	\$8.00	SAAAAAA2914	\$5.00	20016758347	\$4.00
20012073315	\$8.00	SAAAAAB1998	\$5.00	20017756029	\$4.00
20022785061	\$8.00	SAAAAAB5098	\$5.00	20021433539	\$4.00
SAAAAAE0659	\$8.00	SAAAAAC4890	\$5.00	20022057577	\$4.00
20014176090	\$7.00	SAAAAAE1105	\$5.00	20022059698	\$4.00
20025905559	\$7.00	20010007705	\$5.00	20014008748	\$4.00
SAAAAAA4439	\$7.00	20016939798	\$5.00	20015565464	\$4.00
20010000157	\$7.00	20021531204	\$5.00	20016792635	\$4.00
20016140194	\$7.00	20021872034	\$5.00	20017207683	\$4.00

NMI	\$/Day NMI	\$/Day NMI	\$/Day
20021160672	\$4.00 SAAAAAB8653	\$3.00 20022152305	\$2.00
20022443024	\$4.00 SAAAAAC4768	\$3.00 20022329711	\$2.00
SAAAAAB2664	\$4.00 SAAAAAC8711	\$3.00 20022365672	\$2.00
SAAAAAC2332	\$4.00 20010035720	\$3.00 SAAAAAB1337	\$2.00
20010000000	\$3.00 20010039029	\$3.00 20010003605	\$2.00
20016470648	\$3.00 20010048441	\$3.00 20010049233	\$2.00
20021591118	\$3.00 20015190159	\$3.00 20011959033	\$2.00
20023566691	\$3.00 20017535480	\$3.00 20017018645	\$2.00
SAAAAAA7531	\$3.00 20021027895	\$3.00 20017039303	\$2.00
SAAAAAB1171	\$3.00 20022020486	\$3.00 20017832794	\$2.00
SAAAAAC8826	\$3.00 20022461912	\$3.00 20022499083	\$2.00
SAAAAAD5567	\$3.00 SAAAAAA3324	\$3.00 20023078390	\$2.00
20010056577	\$3.00 SAAAAAA7152	\$3.00 20023542049	\$2.00
20010074463	\$3.00 SAAAAAC9444	\$3.00 20025937022	\$2.00
20010075882	\$3.00 SAAAAAD3297	\$3.00 SAAAAAB3380	\$2.00
20010078281	\$3.00 20010003265	\$3.00 SAAAAAB3729	\$2.00
20016438239	\$3.00 20010005451	\$3.00 SAAAAAB8280	\$2.00
20016780195	\$3.00 20014175183	\$3.00 SAAAAAC1403	\$2.00
20017018983	\$3.00 20014410012	\$3.00 SAAAAAC6954	\$2.00
20017028172	\$3.00 20015111493	\$3.00 SMPSWMNHS11	\$2.00
20017188415	\$3.00 20016651769	\$3.00 20010062311	\$2.00
20017384961	\$3.00 20017599394	\$3.00 20012121924	\$2.00
20021631037	\$3.00 20017626769	\$3.00 20015507854	\$2.00
20021710293	\$3.00 20022034164	\$3.00 20016043999	\$2.00
20021758317	\$3.00 20022234134	\$3.00 20017064112	\$2.00
SAAAAAA5981	\$3.00 20022304796	\$3.00 20017273379	\$2.00
SAAAAAB4594	\$3.00 20022506624	\$3.00 20017603932	\$2.00
SAAAAAB4703	\$3.00 20022744594	\$3.00 20017677408	\$2.00
SAAAAAB6426	\$3.00 20022889522	\$3.00 20017821435	\$2.00
SAAAAAC2300	\$3.00 20025780151	\$3.00 20017826235	\$2.00
20010007422	\$3.00 SAAAAAA8687	\$3.00 20021324936	\$2.00
20011605126	\$3.00 SAAAAAA9537	\$3.00 20021409960	\$2.00
20015956471	\$3.00 SAAAAAB6772	\$3.00 20021594266	\$2.00
20016963772	\$3.00 SAAAAAD9956	\$3.00 20021730417	\$2.00
20017535805	\$3.00 20016920610	\$2.00 20022200252	\$2.00
20021330497	\$3.00 20016923363	\$2.00 20022237789	\$2.00
20021977917	\$3.00 20017534698	\$2.00 20022510833	\$2.00
20022118321	\$3.00 20021082453	\$2.00 SAAAAAB2005	\$2.00
20022455418	\$3.00 20021100331	\$2.00 SAAAAAC1583	\$2.00
20022738638	\$3.00 20021360165	\$2.00 SAAAAAC5278	\$2.00
SAAAAAB4537	\$3.00 20021768397	\$2.00 SAAAAAC8289	\$2.00

NMI	\$/Day NMI	\$/Day NMI	\$/Day
20010004918	\$2.00 20016626463	\$2.00 20022327136	\$2.00
20012122087	\$2.00 20016815925	\$2.00 20022360008	\$2.00
20014202778	\$2.00 20017224471	\$2.00 SAAAAAA0645	\$2.00
20015162818	\$2.00 20021490689	\$2.00 SAAAAAC5121	\$2.00
20016193003	\$2.00 20021852044	\$2.00	

Appendix B4: Pricing Schedules – ACS Public lighting

The public lighting prices for 2025-26 and indicative rates 2026-26 to 2029-30 are provided in Table 16 and Table 17 below. All prices listed are annual charges, exclusive of GST.

Table 16: 2025-26 Public lighting charges – LED lights (\$ nominal)

Category	Service Description	Code	Light	2025-26 \$/year	2026-27 \$/year	2027-28 \$/year	2028-29 \$/year	2029-30 \$/year
All Lights	Energy Only		All lights	\$3.10	\$3.18	\$3.27	\$3.36	\$3.45
P Category	CLER	LED16	StreetLED 17W Mk3 (inc. SAPNS)	\$15.92	\$16.35	\$16.79	\$17.25	\$17.72
		LED17	Sylvania StreetLED 17W	\$16.28	\$16.72	\$17.17	\$17.64	\$18.12
		LED29	Sylvania StreetLED 25W	\$16.41	\$16.86	\$17.32	\$17.79	\$18.27
		LED22	Sylvania StreetLED 18W	\$16.78	\$17.24	\$17.71	\$18.19	\$18.68
		LED46	Advanced Edge40 D350P 46W	\$16.31	\$16.75	\$17.21	\$17.68	\$18.16
		LED43	Pecan SAT-48S 44W	\$16.31	\$16.75	\$17.21	\$17.68	\$18.16
		LED17 PT	Kensington 17W PT	\$21.04	\$21.61	\$22.20	\$22.80	\$23.42
		LED35	Pecan NXT-24S 450 35W	\$19.52	\$20.05	\$20.60	\$21.16	\$21.74
		LED39	Alt Ledway 30 D350 39W	\$16.31	\$16.75	\$17.21	\$17.68	\$18.16
		LED26	Alt Ledway 20 D350 26W	\$16.31	\$16.75	\$17.21	\$17.68	\$18.16
		LED20	Pecan NXT-12S 525 20W	\$19.52	\$20.05	\$20.60	\$21.16	\$21.74
		LED28	Pecan NXT-24S 350 29W	\$19.52	\$20.05	\$20.60	\$21.16	\$21.74
		LED23 PT	Bourke Hill 22W LED	\$19.19	\$19.71	\$20.25	\$20.80	\$21.37
		LED24	StreetLED 24W Mk3	\$16.27	\$16.71	\$17.16	\$17.63	\$18.11
		LED18 PT	B2001 PT 17W Neo	\$18.56	\$19.06	\$19.58	\$20.11	\$20.66
		LED19 PT	B2001 PT 17W Shade	\$18.91	\$19.42	\$19.95	\$20.49	\$21.05
		LED32 PT	B2001 PT 34W Neo	\$18.95	\$19.47	\$20.00	\$20.54	\$21.10
		LED33 PT	B2001 PT 34W Shade	\$19.89	\$20.43	\$20.99	\$21.56	\$22.15
	PLC	LED16	StreetLED 17W Mk3 (inc. SAPNS)	\$63.56	\$65.29	\$67.07	\$68.89	\$70.76

Category	Service Description	Code	Light	2025-26 \$/year	2026-27 \$/year	2027-28 \$/year	2028-29 \$/year	2029-30 \$/year
		LED17	Sylvania StreetLED 17W	\$63.90	\$65.64	\$67.43	\$69.26	\$71.14
		LED29	Sylvania StreetLED 25W	\$64.02	\$65.76	\$67.55	\$69.39	\$71.28
		LED22	Sylvania StreetLED 18W	\$64.37	\$66.12	\$67.92	\$69.77	\$71.67
		LED46	Advanced Edge40 D350P 46W*	\$63.92	\$65.66	\$67.45	\$69.28	\$71.16
		LED43	Pecan SAT-48S 44W*	\$63.92	\$65.66	\$67.45	\$69.28	\$71.16
		LED17 PT	Kensington 17W PT	\$68.39	\$70.25	\$72.16	\$74.12	\$76.14
		LED35	Pecan NXT-24S 450 35W*	\$66.95	\$68.77	\$70.64	\$72.56	\$74.53
		LED39	Alt Ledway 30 D350 39W*	\$63.92	\$65.66	\$67.45	\$69.28	\$71.16
		LED26	Alt Ledway 20 D350 26W*	\$63.92	\$65.66	\$67.45	\$69.28	\$71.16
		LED20	Pecan NXT-12S 525 20W*	\$66.95	\$68.77	\$70.64	\$72.56	\$74.53
		LED28	Pecan NXT-24S 350 29W*	\$66.95	\$68.77	\$70.64	\$72.56	\$74.53
		LED23 PT	Bourke Hill 22W LED	\$66.64	\$68.45	\$70.31	\$72.22	\$74.18
		LED24	StreetLED 24W Mk3	\$63.88	\$65.62	\$67.40	\$69.23	\$71.11
		LED18 PT	B2001 PT 17W Neo	\$66.05	\$67.85	\$69.70	\$71.60	\$73.55
		LED19 PT	B2001 PT 17W Shade	\$66.37	\$68.18	\$70.03	\$71.93	\$73.89
		LED32 PT	B2001 PT 34W Neo	\$66.41	\$68.22	\$70.08	\$71.99	\$73.95
		LED33 PT	B2001 PT 34W Shade	\$67.30	\$69.13	\$71.01	\$72.94	\$74.92
TFI		LED16	StreetLED 17W Mk3 (inc. SAPNS)	\$86.05	\$88.39	\$90.79	\$93.26	\$95.80
		LED17	Sylvania StreetLED 17W	\$90.25	\$92.70	\$95.22	\$97.81	\$100.47
		LED29	Sylvania StreetLED 25W	\$91.75	\$94.25	\$96.81	\$99.44	\$102.14
		LED22	Sylvania StreetLED 18W	\$96.10	\$98.71	\$101.39	\$104.15	\$106.98
		LED46	Advanced Edge40 D350P 46W	\$90.57	\$93.03	\$95.56	\$98.16	\$100.83
		LED43	Pecan SAT-48S 44W	\$90.57	\$93.03	\$95.56	\$98.16	\$100.83
		LED17 PT	Kensington 17W PT	\$146.05	\$150.02	\$154.10	\$158.29	\$162.60
		LED35	Pecan NXT-24S 450 35W	\$128.23	\$131.72	\$135.30	\$138.98	\$142.76

Category	Service Description	Code	Light	2025-26 \$/year	2026-27 \$/year	2027-28 \$/year	2028-29 \$/year	2029-30 \$/year
		LED39	Alt Ledway 30 D350 39W	\$90.57	\$93.03	\$95.56	\$98.16	\$100.83
		LED26	Alt Ledway 20 D350 26W	\$90.57	\$93.03	\$95.56	\$98.16	\$100.83
		LED20	Pecan NXT-12S 525 20W	\$128.23	\$131.72	\$135.30	\$138.98	\$142.76
		LED28	Pecan NXT-24S 350 29W	\$128.23	\$131.72	\$135.30	\$138.98	\$142.76
		LED23 PT	Bourke Hill 22W LED	\$124.32	\$127.70	\$131.17	\$134.74	\$138.40
		LED24	StreetLED 24W Mk3	\$90.10	\$92.55	\$95.07	\$97.66	\$100.32
		LED18 PT	B2001 PT 17W Neo	\$116.95	\$120.13	\$123.40	\$126.76	\$130.21
		LED19 PT	B2001 PT 17W Shade	\$121.00	\$124.29	\$127.67	\$131.14	\$134.71
		LED32 PT	B2001 PT 34W Neo	\$121.52	\$124.82	\$128.21	\$131.70	\$135.28
		LED33 PT	B2001 PT 34W Shade	\$132.48	\$136.08	\$139.78	\$143.58	\$147.48
SAPN		LED16	StreetLED 17W Mk3 (inc. SAPNS)	\$101.42	\$104.18	\$107.01	\$109.92	\$112.91
		LED17	Sylvania StreetLED 17W	\$108.28	\$111.22	\$114.24	\$117.35	\$120.54
		LED29	Sylvania StreetLED 25W	\$110.72	\$113.73	\$116.82	\$120.00	\$123.26
		LED22	Sylvania StreetLED 18W	\$117.79	\$120.99	\$124.28	\$127.66	\$131.13
		LED46	Advanced Edge40 D350P 46W*	\$108.79	\$111.75	\$114.79	\$117.91	\$121.12
		LED43	Pecan SAT-48S 44W*	\$108.79	\$111.75	\$114.79	\$117.91	\$121.12
		LED17 PT	Kensington 17W PT	\$199.15	\$204.57	\$210.13	\$215.84	\$221.71
		LED35	Pecan NXT-24S 450 35W*	\$170.13	\$174.76	\$179.51	\$184.39	\$189.40
		LED39	Alt Ledway 30 D350 39W*	\$108.79	\$111.75	\$114.79	\$117.91	\$121.12
		LED26	Alt Ledway 20 D350 26W*	\$108.79	\$111.75	\$114.79	\$117.91	\$121.12
		LED20	Pecan NXT-12S 525 20W*	\$170.13	\$174.76	\$179.51	\$184.39	\$189.40
		LED28	Pecan NXT-24S 350 29W*	\$170.13	\$174.76	\$179.51	\$184.39	\$189.40
		LED23 PT	Bourke Hill 22W LED	\$163.76	\$168.21	\$172.78	\$177.48	\$182.31
		LED24	StreetLED 24W Mk3	\$108.02	\$110.96	\$113.98	\$117.08	\$120.26
		LED18 PT	B2001 PT 17W Neo	\$151.76	\$155.89	\$160.13	\$164.49	\$168.96

Category	Service Description	Code	Light	2025-26 \$/year	2026-27 \$/year	2027-28 \$/year	2028-29 \$/year	2029-30 \$/year
		LED19 PT	B2001 PT 17W Shade	\$158.36	\$162.67	\$167.09	\$171.63	\$176.30
		LED32 PT	B2001 PT 34W Neo	\$159.20	\$163.53	\$167.98	\$172.55	\$177.24
		LED33 PT	B2001 PT 34W Shade	\$177.05	\$181.87	\$186.82	\$191.90	\$197.12
V Category	CLER	LED200	Pecan SAT-96M 200W	\$21.92	\$22.52	\$23.13	\$23.76	\$24.41
		LED105	Aldridge LED 105W	\$26.30	\$27.02	\$27.75	\$28.50	\$29.28
		LED198	Aldridge LED 198W	\$26.30	\$27.02	\$27.75	\$28.50	\$29.28
		LED88	Alt Ledway 40 D700 88W	\$21.92	\$22.52	\$23.13	\$23.76	\$24.41
		LED70	Advanced Edge40 D525P 70W	\$21.92	\$22.52	\$23.13	\$23.76	\$24.41
		LED150	A1 Insights 150W	\$21.09	\$21.66	\$22.25	\$22.86	\$23.48
		LED90	Advanced Edge40 D700 88W	\$21.92	\$22.52	\$23.13	\$23.76	\$24.41
		LED72	Pecan SAT-48S 72W	\$21.92	\$22.52	\$23.13	\$23.76	\$24.41
		LED117	Pecan NXT-72M 117W	\$23.77	\$24.42	\$25.08	\$25.76	\$26.46
		LED158	Pecan NXT-72M 158W	\$23.77	\$24.42	\$25.08	\$25.76	\$26.46
		LED298	Aldridge ALS216 298W	\$26.30	\$27.02	\$27.75	\$28.50	\$29.28
		LED178	Pecan SAT-96M 178W	\$21.92	\$22.52	\$23.13	\$23.76	\$24.41
		LED175	Sylvania RoadLED 175W	\$22.38	\$22.99	\$23.62	\$24.26	\$24.92
		LED79	Pecan NXT-72M 350 78W	\$23.77	\$24.42	\$25.08	\$25.76	\$26.46
		LED80	Sylvania RoadLED 80W	\$21.09	\$21.66	\$22.25	\$22.86	\$23.48
		LED60	Sylvania RoadLED 60W	\$20.85	\$21.42	\$22.00	\$22.60	\$23.21
		LED155 TM	Parkville 155W	\$24.99	\$25.67	\$26.37	\$27.09	\$27.83
		LED81 TM	Parkville 80W	\$24.64	\$25.31	\$26.00	\$26.71	\$27.44
		LED101 TM	Parkville 100W	\$24.82	\$25.50	\$26.19	\$26.90	\$27.63
		LED58	RoadLED Midi 60W	\$20.85	\$21.42	\$22.00	\$22.60	\$23.21
		LED78	RoadLED Midi 80W	\$21.07	\$21.64	\$22.23	\$22.83	\$23.45
		LED151	RoadLED Midi 150W	\$21.10	\$21.67	\$22.26	\$22.87	\$23.49

Category	Service Description	Code	Light	2025-26 \$/year	2026-27 \$/year	2027-28 \$/year	2028-29 \$/year	2029-30 \$/year
		LED100	RoadLED 100W	\$21.05	\$21.62	\$22.21	\$22.81	\$23.43
		LED120	RoadLED 120W	\$21.05	\$21.62	\$22.21	\$22.81	\$23.43
		LED180 F	Kanon 180W Flood	\$25.85	\$26.55	\$27.27	\$28.01	\$28.77
		LED360 F	Kanon 2x180W Flood	\$32.08	\$32.95	\$33.85	\$34.77	\$35.72
PLC		LED200	Pecan SAT-96M 200W*	\$69.21	\$71.09	\$73.02	\$75.01	\$77.05
		LED105	Aldridge LED 105W	\$73.34	\$75.33	\$77.38	\$79.48	\$81.64
		LED198	Aldridge LED 198W	\$73.34	\$75.33	\$77.38	\$79.48	\$81.64
		LED88	Alt Ledway 40 D700 88W*	\$69.21	\$71.09	\$73.02	\$75.01	\$77.05
		LED70	Advanced Edge40 D525P 70W*	\$69.21	\$71.09	\$73.02	\$75.01	\$77.05
		LED150	A1 Insights 150W*	\$68.43	\$70.29	\$72.20	\$74.16	\$76.18
		LED90	Advanced Edge40 D700 88W*	\$69.21	\$71.09	\$73.02	\$75.01	\$77.05
		LED72	Pecan SAT-48S 72W*	\$69.21	\$71.09	\$73.02	\$75.01	\$77.05
		LED117	Pecan NXT-72M 117W*	\$70.96	\$72.89	\$74.87	\$76.91	\$79.00
		LED158	Pecan NXT-72M 158W*	\$70.96	\$72.89	\$74.87	\$76.91	\$79.00
		LED298	Aldridge ALS216 298W*	\$73.34	\$75.33	\$77.38	\$79.48	\$81.64
		LED178	Pecan SAT-96M 178W*	\$69.21	\$71.09	\$73.02	\$75.01	\$77.05
		LED175	Sylvania RoadLED 175W	\$69.65	\$71.54	\$73.49	\$75.49	\$77.54
		LED79	Pecan NXT-72M 350 78W*	\$70.96	\$72.89	\$74.87	\$76.91	\$79.00
		LED80	Sylvania RoadLED 80W	\$68.43	\$70.29	\$72.20	\$74.16	\$76.18
		LED60	Sylvania RoadLED 60W	\$68.21	\$70.07	\$71.98	\$73.94	\$75.95
		LED155 TM	Parkville 155W	\$72.11	\$74.07	\$76.08	\$78.15	\$80.28
		LED81 TM	Parkville 80W	\$71.79	\$73.74	\$75.75	\$77.81	\$79.93
		LED101 TM	Parkville 100W	\$71.95	\$73.91	\$75.92	\$77.98	\$80.10
		LED58	RoadLED Midi 60W	\$68.21	\$70.07	\$71.98	\$73.94	\$75.95
		LED78	RoadLED Midi 80W	\$68.42	\$70.28	\$72.19	\$74.15	\$76.17

Category	Service Description	Code	Light	2025-26 \$/year	2026-27 \$/year	2027-28 \$/year	2028-29 \$/year	2029-30 \$/year
		LED151	RoadLED Midi 150W	\$68.44	\$70.30	\$72.21	\$74.17	\$76.19
		LED100	RoadLED 100W	\$68.40	\$70.26	\$72.17	\$74.13	\$76.15
		LED120	RoadLED 120W	\$68.40	\$70.26	\$72.17	\$74.13	\$76.15
		LED180 F	Kanon 180W Flood	\$72.92	\$74.90	\$76.94	\$79.03	\$81.18
		LED360 F	Kanon 2x180W Flood	\$78.80	\$80.94	\$83.14	\$85.40	\$87.72
TFI		LED200	Pecan SAT-96M 200W	\$115.97	\$119.12	\$122.36	\$125.69	\$129.11
		LED105	Aldridge LED 105W	\$154.51	\$158.71	\$163.03	\$167.46	\$172.01
		LED198	Aldridge LED 198W	\$154.51	\$158.71	\$163.03	\$167.46	\$172.01
		LED88	Alt Ledway 40 D700 88W	\$115.97	\$119.12	\$122.36	\$125.69	\$129.11
		LED70	Advanced Edge40 D525P 70W	\$115.97	\$119.12	\$122.36	\$125.69	\$129.11
		LED150	A1 Insights 150W	\$108.65	\$111.60	\$114.64	\$117.76	\$120.96
		LED90	Advanced Edge40 D700 88W	\$115.97	\$119.12	\$122.36	\$125.69	\$129.11
		LED72	Pecan SAT-48S 72W	\$115.97	\$119.12	\$122.36	\$125.69	\$129.11
		LED117	Pecan NXT-72M 117W	\$132.23	\$135.83	\$139.52	\$143.31	\$147.21
		LED158	Pecan NXT-72M 158W	\$132.23	\$135.83	\$139.52	\$143.31	\$147.21
		LED298	Aldridge ALS216 298W	\$154.51	\$158.71	\$163.03	\$167.46	\$172.01
		LED178	Pecan SAT-96M 178W	\$115.97	\$119.12	\$122.36	\$125.69	\$129.11
		LED175	Sylvania RoadLED 175W	\$120.04	\$123.30	\$126.65	\$130.09	\$133.63
		LED79	Pecan NXT-72M 350 78W	\$132.23	\$135.83	\$139.52	\$143.31	\$147.21
		LED80	Sylvania RoadLED 80W	\$108.65	\$111.60	\$114.64	\$117.76	\$120.96
		LED60	Sylvania RoadLED 60W	\$106.62	\$109.52	\$112.50	\$115.56	\$118.70
		LED155 TM	Parkville 155W	\$143.00	\$146.89	\$150.88	\$154.98	\$159.19
		LED81 TM	Parkville 80W	\$139.96	\$143.77	\$147.68	\$151.70	\$155.83
		LED101 TM	Parkville 100W	\$141.48	\$145.33	\$149.28	\$153.34	\$157.51
		LED58	RoadLED Midi 60W	\$106.57	\$109.47	\$112.45	\$115.51	\$118.65

Category	Service Description	Code	Light	2025-26 \$/year	2026-27 \$/year	2027-28 \$/year	2028-29 \$/year	2029-30 \$/year
		LED78	RoadLED Midi 80W	\$108.54	\$111.49	\$114.52	\$117.63	\$120.83
		LED151	RoadLED Midi 150W	\$108.76	\$111.72	\$114.76	\$117.88	\$121.09
		LED100	RoadLED 100W	\$108.35	\$111.30	\$114.33	\$117.44	\$120.63
		LED120	RoadLED 120W	\$108.35	\$111.30	\$114.33	\$117.44	\$120.63
		LED180 F	Kanon 180W Flood	\$146.93	\$150.93	\$155.03	\$159.25	\$163.58
		LED360 F	Kanon 2x180W Flood	\$204.22	\$209.77	\$215.48	\$221.34	\$227.36
SAPN		LED200	Pecan SAT-96M 200W*	\$147.94	\$151.96	\$156.09	\$160.34	\$164.70
		LED105	Aldridge LED 105W*	\$210.01	\$215.72	\$221.59	\$227.62	\$233.81
		LED198	Aldridge LED 198W*	\$210.01	\$215.72	\$221.59	\$227.62	\$233.81
		LED88	Alt Ledway 40 D700 88W*	\$147.94	\$151.96	\$156.09	\$160.34	\$164.70
		LED70	Advanced Edge40 D525P 70W*	\$147.94	\$151.96	\$156.09	\$160.34	\$164.70
		LED150	A1 Insights 150W*	\$136.16	\$139.86	\$143.66	\$147.57	\$151.58
		LED90	Advanced Edge40 D700 88W*	\$147.94	\$151.96	\$156.09	\$160.34	\$164.70
		LED72	Pecan SAT-48S 72W*	\$147.94	\$151.96	\$156.09	\$160.34	\$164.70
		LED117	Pecan NXT-72M 117W*	\$174.13	\$178.87	\$183.73	\$188.73	\$193.86
		LED158	Pecan NXT-72M 158W*	\$174.13	\$178.87	\$183.73	\$188.73	\$193.86
		LED298	Aldridge ALS216 298W*	\$210.01	\$215.72	\$221.59	\$227.62	\$233.81
		LED178	Pecan SAT-96M 178W*	\$147.94	\$151.96	\$156.09	\$160.34	\$164.70
		LED175	Sylvania RoadLED 175W	\$154.49	\$158.69	\$163.01	\$167.44	\$171.99
		LED79	Pecan NXT-72M 350 78W*	\$174.13	\$178.87	\$183.73	\$188.73	\$193.86
		LED80	Sylvania RoadLED 80W	\$136.16	\$139.86	\$143.66	\$147.57	\$151.58
		LED60	Sylvania RoadLED 60W	\$132.88	\$136.49	\$140.20	\$144.01	\$147.93
		LED155 TM	Parkville 155W	\$191.47	\$196.68	\$202.03	\$207.52	\$213.16
		LED81 TM	Parkville 80W	\$186.58	\$191.65	\$196.86	\$202.21	\$207.71
		LED101 TM	Parkville 100W	\$189.02	\$194.16	\$199.44	\$204.86	\$210.43

Category	Service Description	Code	Light	2025-26 \$/year	2026-27 \$/year	2027-28 \$/year	2028-29 \$/year	2029-30 \$/year
		LED58	RoadLED Midi 60W	\$132.81	\$136.42	\$140.13	\$143.94	\$147.85
		LED78	RoadLED Midi 80W	\$135.98	\$139.68	\$143.48	\$147.38	\$151.39
		LED151	RoadLED Midi 150W	\$136.33	\$140.04	\$143.85	\$147.76	\$151.78
		LED100	RoadLED 100W	\$135.66	\$139.35	\$143.14	\$147.03	\$151.03
		LED120	RoadLED 120W	\$135.66	\$139.35	\$143.14	\$147.03	\$151.03
		LED180 F	Kanon 180W Flood	\$197.53	\$202.90	\$208.42	\$214.09	\$219.91
		LED360 F	Kanon 2x180W Flood	\$289.97	\$297.86	\$305.96	\$314.28	\$322.83

* Denotes non-standard lights

Table 17: 2025-26 public lighting charges – HID lights (\$ nominal)

Category	Service Description	Code	Light	2025-26 \$/year	2026-27 \$/year	2027-28 \$/year	2028-29 \$/year	2029-30 \$/year
All Lights	Energy Only		All lights	\$3.10	\$3.18	\$3.27	\$3.36	\$3.45
P Category	CLER	F42	Compact Fluorescent-42	\$37.16	\$38.17	\$39.21	\$40.28	\$41.38
		F14x2	Fluorescent 2x14	\$37.16	\$38.17	\$39.21	\$40.28	\$41.38
		F20	Fluorescent 20	\$40.40	\$41.50	\$42.63	\$43.79	\$44.98
		F2X20	Fluorescent 2x20	\$40.40	\$41.50	\$42.63	\$43.79	\$44.98
		F2X40	Fluorescent 2x40	\$40.40	\$41.50	\$42.63	\$43.79	\$44.98
		F40	Fluorescent 40	\$40.40	\$41.50	\$42.63	\$43.79	\$44.98
		I100	Incandescent 100	\$40.40	\$41.50	\$42.63	\$43.79	\$44.98
		M50	Mercury 50	\$43.18	\$44.35	\$45.56	\$46.80	\$48.07
		M70	Mercury 70	\$43.18	\$44.35	\$45.56	\$46.80	\$48.07
		M80	Mercury 80	\$43.18	\$44.35	\$45.56	\$46.80	\$48.07
		PT M50	Mercury 50 – Post top	\$37.16	\$38.17	\$39.21	\$40.28	\$41.38
		PT M80	Mercury 80 – Post top	\$37.16	\$38.17	\$39.21	\$40.28	\$41.38
		S50	High pressure sodium 50	\$37.16	\$38.17	\$39.21	\$40.28	\$41.38
		L18	Sodium 18 LP	\$37.16	\$38.17	\$39.21	\$40.28	\$41.38
		L26	Sodium 26 LP	\$37.16	\$38.17	\$39.21	\$40.28	\$41.38
		PT L18	Sodium 18 LP – Post top	\$37.16	\$38.17	\$39.21	\$40.28	\$41.38
		MH100	Metal Halide 100	\$37.16	\$38.17	\$39.21	\$40.28	\$41.38
		MH150	Metal Halide 150	\$37.16	\$38.17	\$39.21	\$40.28	\$41.38
		MH250	Metal Halide 250	\$37.16	\$38.17	\$39.21	\$40.28	\$41.38
		MH50	Metal Halide 50	\$37.16	\$38.17	\$39.21	\$40.28	\$41.38
		MH70	Metal Halide 70	\$37.16	\$38.17	\$39.21	\$40.28	\$41.38
		PT MH100	Metal Halide 100 – Post top	\$37.16	\$38.17	\$39.21	\$40.28	\$41.38
		PT S70	Sodium 70 – Post top	\$37.16	\$38.17	\$39.21	\$40.28	\$41.38

Category	Service Description	Code	Light	2025-26 \$/year	2026-27 \$/year	2027-28 \$/year	2028-29 \$/year	2029-30 \$/year
		S70	Sodium 70	\$37.16	\$38.17	\$39.21	\$40.28	\$41.38
		PT S50	Sodium 50 – Post top	\$38.18	\$39.22	\$40.29	\$41.39	\$42.52
	SLUOS	F42	Compact Fluorescent-42	\$78.24	\$80.37	\$82.56	\$84.81	\$87.12
		F14x2	Fluorescent 2x14	\$78.24	\$80.37	\$82.56	\$84.81	\$87.12
		PT F42	Compact Fluorescent 42 – Post Top	\$78.24	\$80.37	\$82.56	\$84.81	\$87.12
		F20	Fluorescent 20	\$81.96	\$84.19	\$86.48	\$88.83	\$91.25
		F2X20	Fluorescent 2x20	\$81.96	\$84.19	\$86.48	\$88.83	\$91.25
		F2X40	Fluorescent 2x40	\$81.96	\$84.19	\$86.48	\$88.83	\$91.25
		F40	Fluorescent 40	\$81.96	\$84.19	\$86.48	\$88.83	\$91.25
		F40X4	Fluorescent 4x40	\$81.96	\$84.19	\$86.48	\$88.83	\$91.25
		I100	Incandescent 100	\$81.96	\$84.19	\$86.48	\$88.83	\$91.25
		M50	Mercury 50	\$84.74	\$87.04	\$89.41	\$91.84	\$94.34
		M70	Mercury 70	\$84.74	\$87.04	\$89.41	\$91.84	\$94.34
		M80	Mercury 80	\$84.74	\$87.04	\$89.41	\$91.84	\$94.34
		PT M50	Mercury 50 – Post top	\$78.24	\$80.37	\$82.56	\$84.81	\$87.12
		PT M80	Mercury 80 – Post top	\$78.24	\$80.37	\$82.56	\$84.81	\$87.12
		S50	High pressure sodium 50	\$78.24	\$80.37	\$82.56	\$84.81	\$87.12
		L18	Sodium 18 LP	\$78.24	\$80.37	\$82.56	\$84.81	\$87.12
		L26	Sodium 26 LP	\$78.24	\$80.37	\$82.56	\$84.81	\$87.12
		PT L18	Sodium 18 LP – Post top	\$78.24	\$80.37	\$82.56	\$84.81	\$87.12
		MH100	Metal Halide 100	\$78.24	\$80.37	\$82.56	\$84.81	\$87.12
		MH150	Metal Halide 150	\$78.24	\$80.37	\$82.56	\$84.81	\$87.12
		MH250	Metal Halide 250	\$78.24	\$80.37	\$82.56	\$84.81	\$87.12
		MH400	Metal Halide 400	\$78.24	\$80.37	\$82.56	\$84.81	\$87.12
		PT MH100	Metal Halide 100 – Post top	\$78.24	\$80.37	\$82.56	\$84.81	\$87.12

Category	Service Description	Code	Light	2025-26 \$/year	2026-27 \$/year	2027-28 \$/year	2028-29 \$/year	2029-30 \$/year
		PT S70	Sodium 70 – Post top	\$78.24	\$80.37	\$82.56	\$84.81	\$87.12
		S70	Sodium 70	\$78.24	\$80.37	\$82.56	\$84.81	\$87.12
		PT S50	Sodium 50 – Post top	\$78.24	\$80.37	\$82.56	\$84.81	\$87.12
V Category	CLER	M100	Mercury 100	\$37.16	\$38.17	\$39.21	\$40.28	\$41.38
		M125	Mercury 125	\$37.16	\$38.17	\$39.21	\$40.28	\$41.38
		M250	Mercury 250	\$37.16	\$38.17	\$39.21	\$40.28	\$41.38
		M400	Mercury 400	\$37.16	\$38.17	\$39.21	\$40.28	\$41.38
		M400X2	Mercury 400x2	\$37.16	\$38.17	\$39.21	\$40.28	\$41.38
		PT M125	Mercury 125 – Post top	\$37.16	\$38.17	\$39.21	\$40.28	\$41.38
		PT S100	Sodium 100 – Post top	\$37.16	\$38.17	\$39.21	\$40.28	\$41.38
		S100	Sodium 100	\$37.16	\$38.17	\$39.21	\$40.28	\$41.38
		PT S150	Sodium 150 – Post top	\$37.16	\$38.17	\$39.21	\$40.28	\$41.38
		S150	Sodium 150	\$37.16	\$38.17	\$39.21	\$40.28	\$41.38
		S250	Sodium 250	\$37.16	\$38.17	\$39.21	\$40.28	\$41.38
		S400	Sodium 400	\$37.16	\$38.17	\$39.21	\$40.28	\$41.38
		L135	Low Pressure Sodium 135	\$37.16	\$38.17	\$39.21	\$40.28	\$41.38
		L55	Low Pressure Sodium 55	\$37.16	\$38.17	\$39.21	\$40.28	\$41.38
		L90	Low Pressure Sodium 90	\$37.16	\$38.17	\$39.21	\$40.28	\$41.38
		I150 F	Incandescent Flood 150	\$38.18	\$39.22	\$40.29	\$41.39	\$42.52
		I1500 F	Incandescent Flood 1500	\$38.18	\$39.22	\$40.29	\$41.39	\$42.52
		M1000 F	Mercury Flood 1000	\$38.18	\$39.22	\$40.29	\$41.39	\$42.52
		M250 F	Mercury Flood 250	\$38.18	\$39.22	\$40.29	\$41.39	\$42.52
		M400 F	Mercury Flood 400	\$38.18	\$39.22	\$40.29	\$41.39	\$42.52
		M750 F	Mercury Flood 750	\$38.18	\$39.22	\$40.29	\$41.39	\$42.52
		M80 F	Mercury Flood 80	\$38.18	\$39.22	\$40.29	\$41.39	\$42.52

Category	Service Description	Code	Light	2025-26 \$/year	2026-27 \$/year	2027-28 \$/year	2028-29 \$/year	2029-30 \$/year
		S400 F	Sodium Flood 400	\$38.18	\$39.22	\$40.29	\$41.39	\$42.52
	SLUOS	M125	Mercury 125	\$78.24	\$80.37	\$82.56	\$84.81	\$87.12
		M250	Mercury 250	\$78.24	\$80.37	\$82.56	\$84.81	\$87.12
		M400	Mercury 400	\$78.24	\$80.37	\$82.56	\$84.81	\$87.12
		M400X2	Mercury 400x2	\$78.24	\$80.37	\$82.56	\$84.81	\$87.12
		PT M125	Mercury 125 – Post top	\$78.24	\$80.37	\$82.56	\$84.81	\$87.12
		PT S100	Sodium 100 – Post top	\$78.24	\$80.37	\$82.56	\$84.81	\$87.12
		S100	Sodium 100	\$78.24	\$80.37	\$82.56	\$84.81	\$87.12
		PT S150	Sodium 150 – Post top	\$78.24	\$80.37	\$82.56	\$84.81	\$87.12
		S150	Sodium 150	\$78.24	\$80.37	\$82.56	\$84.81	\$87.12
		S250	Sodium 250	\$78.24	\$80.37	\$82.56	\$84.81	\$87.12
		S400	Sodium 400	\$78.24	\$80.37	\$82.56	\$84.81	\$87.12
		L135	Low Pressure Sodium 135	\$78.24	\$80.37	\$82.56	\$84.81	\$87.12
		L55	Low Pressure Sodium 55	\$78.24	\$80.37	\$82.56	\$84.81	\$87.12
		L90	Low Pressure Sodium 90	\$78.24	\$80.37	\$82.56	\$84.81	\$87.12
		M1000 F	Mercury Flood 1000	\$78.24	\$80.37	\$82.56	\$84.81	\$87.12
		M250 F	Mercury Flood 250	\$78.24	\$80.37	\$82.56	\$84.81	\$87.12
		M400 F	Mercury Flood 400	\$78.24	\$80.37	\$82.56	\$84.81	\$87.12
		S360 F	Sodium Flood 360	\$78.24	\$80.37	\$82.56	\$84.81	\$87.12
		S400 F	Sodium Flood 400	\$78.24	\$80.37	\$82.56	\$84.81	\$87.12



Empowering South Australia