

WORKING **SAFELY** AROUND POWERLINES.



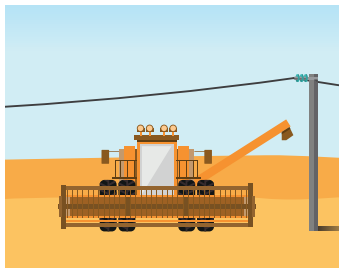
Regularly remind everyone who lives or works on your farm about powerline locations and electrical safety precautions.



When using **GPS-guided equipment**, program the location of electricity infrastructure into the system.



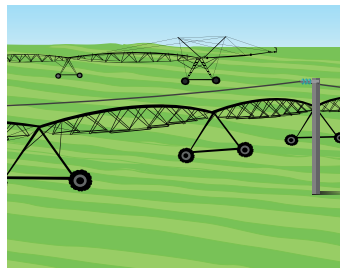
When **crop dusting**, identify where powerlines are located before commencing the job.



When moving or using **farm machinery**, or transporting long or tall loads, look up and to both sides to avoid electricity infrastructure. Today's farm equipment is higher and wider than ever.




When selecting sites for **sheds, haystacks and silos**, choose ones away from powerlines to minimise the risk of injury.



When installing, moving and using **irrigation equipment**, be aware of powerlines as water conducts electricity.

What to do if you contact a powerline.

When an object or vehicle comes into contact with powerlines, there is a high risk of electric shock. If this happens, immediately contact SA Power Networks on **13 13 66**.




It is best to stay in your vehicle and ensure others in the vicinity stay at least 10 metres clear until help arrives. If you need to exit, follow these instructions.



Step 1.
Jump out and clear of the vehicle with your feet together, and **do not touch the vehicle and ground at the same time**.



Step 2.
Using shuffling steps with your feet close together, move calmly to at least 10 metres away.



Step 3.
Call SA Power Networks immediately on 13 13 66.



Step 4.
Stay clear of the vehicle until help arrives.



Stay well clear of the area until SA Power Networks staff instruct that the powerline is now safe.

Visit **lookupandlive.com.au** to identify the location of powerlines on your property.

In a power emergency, call 13 13 66.

For police or ambulance assistance, **call 000.**

